

Q700® M/F/R

with SEDEO® PRO



Rev.:112023
Valid: 11/2024

ORDER FORM

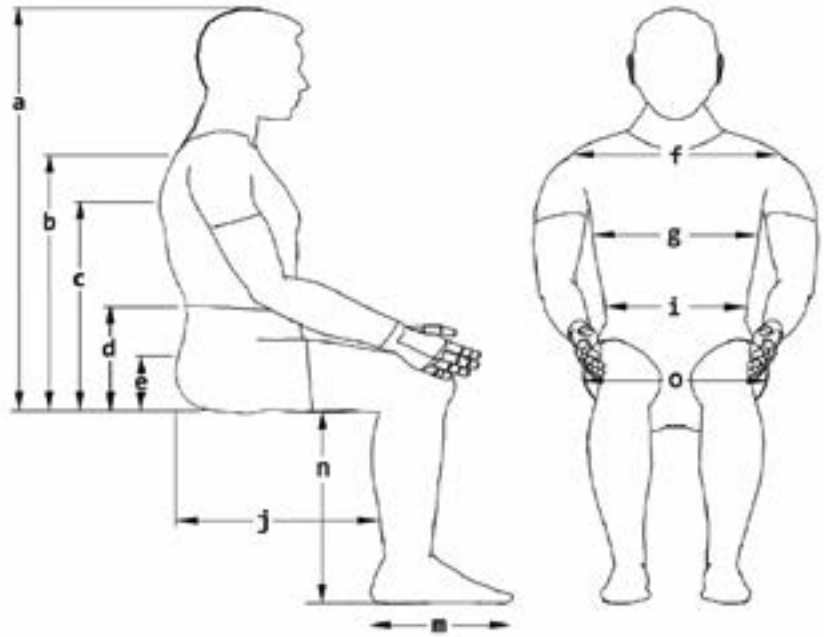
Errors and imissions excepted.

Billing Address Or Customer-ID			Shipping Address	Identical To Billing Address	
C.-ID:			C.-ID:		
Name:			Name:		
Street:			Street:		
Town/PC:			Town/PC:		
E-Mail:			E-Mail:		
Phone:			Phone:		
Order Information			User Weight		
Order	Calculation	Built-4-Me®	User Weight Capacity: 160 kg		
Purchase Order No.:			User Weight:	kg	
Art. No.: Q700 M: 2250070M-000, Q700 F:2250070F-000, Q700 R: 2250070R-000			Reimbursement Code: xxx		
Order Date:	Day	Month	Year		

Base Price € **XX.XXX,-**

Client Measurements

a) Top Of Head To Seat	mm
b) Top Of Shoulder To Seat	mm
c) Underarm To Seat	mm
d) Elbow To Seat	mm
e) Top Of Pelvis To Seat	mm
f) Shoulder Width	mm
g) Trunk Width	mm
i) Hip Width	mm
j) Actual Sitting Depth	mm
m) Foot Length	mm
n) Lower Leg Length	mm
o) Actual Seat Width	mm



Seating Specifications

All Bases Prepared For DAHL Docking Station [Q700 M Max. 160kg User Weight / Q700 F R Max. 136kg User Weight]

Typical WC Weight	Without Batteries 140 kg	Seat Type	SEDEO PRO
	With Batteries 165 kg	Seat Size Range	Width 380 - 560 mm, Depth 400 - 560 mm
		Seat To Floor Height Range	415 mm - 490 mm

MWD Base Specifications

User Weight Capacity	160 kg	Drive Wheels	14" Drive Wheels (Black)
Base Size	Width Min. 620 mm	Tires / Castors	6" Front / 6" Rear (Black)
Drive Control	VR2, Option R-Net	Charger	8 A Dual Mode Charger
Driving Range	Up To 40 km	Battery Size	60 And 80 Ah Batteries
Drive Motors	4-Pole 6 kph, Options 8, 10 And 12.5 kph	Colour Accents	7 Colour Accents
Ground Clearance	70 mm	Frame Colour	Black

FWD Base Specifications

User Weight Capacity	160 kg	Drive Wheels	14" Drive Wheels (Black)
Base Size	Width Min. 640 mm	Tires / Castors	9" / 10" Rear (Black)
Drive Control	VR2, Option R-Net	Charger	8 A Dual Mode Charger
Driving Range	Up To 40 km	Battery Size	60 And 80 Ah Batteries
Drive Motors	4-Pole 6 kph, Options 8, 10 And 12.5 kph	Colour Accents	7 Colour Accents
Ground Clearance	75 mm	Frame Colour	Black

For Optimum Comfort & Driving Experience Of Your FWD Powerchair, Recommended Seat Depth Relationship To User Weight Is:

75 kg User Weight: SD40 - SD 44 cm; 90 kg User Weight: SD46 - SD50 cm; 160 kg User Weight: SD50 - SD56 cm.

Where Wheelchair Configuration Allows, A Recommended Backrest Angle Of 95° And A Seat Tilt Of 5° Will Further Improve The Driving Experience.

RWD Base Specifications

User Weight Capacity	160 kg	Drive Wheels	14" Drive Wheels (black)
Base Size	Width Min. 640 mm	Tires / Castors	9" / 10" Front (Black)
Drive Control	VR2, Option R-Net	Charger	8 A Dual Mode Charger
Driving Range	Up To 40 km	Battery Size	60 And 80 Ah Batteries
Drive Motors	4-Pole 6 Kph, Options 8, 10 And 12.5 kph	Colour Accents	7 Colour Accents
Ground Clearance	75 mm	Frame Colour	Black

Base

Q700 Drive Bases

		€
SEP000009	Q700 M (MWD Base Chair)	XXX,-
SEP000017	Q700 F (FWD Base Chair)	XXX,-
SEP000018	Q700 R (MWD Base Chair)	XXX,-

Motor Packages

		€
SEP180009	4-Pole Motor, 6 kph / 4 mph (8 kph Motor With Reduced Speed) Motors optimised only for use with QEP110003 Power Module, R-Net, 90A	XXX,-
SEP180010	4-Pole Motor, 8 kph / 5 mph Motors optimised only for use with QEP110003 Power Module, R-Net, 90A	XXX,-
SEP180007	4-Pole Motor, 10 kph / 6.5 mph If FWD Selected: Highly Recommended With Traction Control System Motors optimised only for use with QEP110004 Power Module, R-Net, 120A	XXX,-
SEP180008	4-Pole Motor, 12.5 kph / 8 mph If FWD Selected: Only In Combination With Traction Control System Motors optimised only for use with QEP110004 Power Module, R-Net, 120A	XXX,-

Tracking

		€
SEP110009	Traction Control System For R-Net (GYRO Technology)	XXX,-
SEP110014	Omit Traction Control System For R-Net	XXX,-

Drive Wheels 

		€
SEP070032	Drive Wheel, 14", Pneumatic, V-Type, Black	XXX,-
SEP070031	Drive Wheel, 14", Solid, V-Type, Black	XXX,-
SEP070034	Drive Wheel, 14", Pneumatic, Knobbly, Black	XXX,-
SEP070033	Drive Wheel, 14", Solid, Knobbly, Black	XXX,-

Castor Wheels 

		€
MWD Base		
SEP080206	Castor Wheel, 6", Solid, Black	XXX,-
FWD Base		
SEP080210	Castor Wheel, 9", Solid, Black	XXX,-
SEP080211	Castor Wheel, 9", Pneumatic, Black	XXX,-
RWD Base		
SEP080210	Castor Wheel, 9", Solid, Black	XXX,-
SEP080211	Castor Wheel, 9", Pneumatic, Black	XXX,-
SEP080212	Castor Wheel, 10", Pneumatic, Black	XXX,-

Mudguards (FWD & RWD Only) 

		€
SEP010007	Mudguard, Drive Wheel	XXX,-
SEP010008	Mudguard, Castor Wheel, 9"	XXX,-

Kerb Climber (RWD Only) 

		€
SEP090038	Kerb Climber	XXX,-

Shroud Colours Q700 M 

		€
SEP100577	Black (RAL 9005) Black Natural Non-Painted finish	XXX,-

Base**Colour Accents**

€

SEP140005	Apple Green (RAL 110 70 77)	XXX,-
SEP140004	Black (RAL 9005)	XXX,-
SEP140003	Blue (RAL 260 40 45)	XXX,-
SEP140006	Orange (RAL 060 60 80)	XXX,-
SEP140002	Red (RAL 040 40 67)	XXX,-
SEP140007	Silver (RAL 9006)	XXX,-
SEP140001	White (RAL 9010)	XXX,-

LED Lights & Indicators 

€

SEP110201	LED Light And Indicator SEP110030 Lighting Module VR2 Or SEP110032 Actuator Control & Lights Module, R-Net, ISM-6L Required	XXX,-
SEP110209	Omit Light And Indicator	XXX,-
SEP110202	LED Fender Light SEP110031 Lighting Module, R-Net LM Required, Fender Light - Not Road Approved and Without Indicator	

Seat Heights Measured From Front Of Seat Pan To Floor. Obtain Quote To Verify Seat To Floor Heights

€

SH415	415 mm Only With 60 Ah Batteries; Not With SEP130009 Seat Elevator/Tilt Module (Tilt 0° - 30°), Powered or SEP130006 Seat Elevator/Tilt Module (Tilt 0° - 50°), Powered	-
SH425	425 mm Only With 60 Ah Batteries; Only With SEP130009 Seat Elevator/Tilt Module (Tilt 0° - 30°), Powered or SEP130006 Seat Elevator/Tilt Module (Tilt 0° - 50°), Powered	
SH44	440 mm Only With 60 Ah Batteries	-
SH45	450 mm Only With SEP130009 Seat Elevator/Tilt Module (Tilt 0° - 30°), Powered or SEP130006 Seat Elevator/Tilt Module (Tilt 0° - 50°), Powered	
SH465	465 mm	-
SH49	490 mm	-

Batteries & Chargers 

€

Batteries

SEP160001	Battery, 60 Ah, Gel, Maintenance-Free	XXX,-
SEP160005	Battery, 80 Ah, Gel, Maintenance-Free Only With Battery Charger 220 V / 10 A To Reduce Reloading Time	XXX,-
SEP160009	Omit Batteries	XXX,-

Chargers

SEP160101	Charger, Automatic, 220 V / 8 A	XXX,-
SEP160100	Charger, Automatic, 220 V / 8 A, UK	XXX,-
SEP160102	Charger, Classic, 220 V / 8 A, IP54	XXX,-
SEP160103	Charger, Automatic, 220 V / 10 A, UK	XXX,-
SEP160104	Charger, Automatic, 220 V / 10 A	XXX,-
SEP160109	Omit Charger	XXX,-

Powered Seating

Power Seating Options

€

SEP130011	Fixed Tilt Module (Adjustable 0°, 3°, 6°, 9°, Factory Setting 6°)	–
SEP130004	Posterior Tilt, Powered, 0° - 30° Not With SEP110036 Remote Joystick, VR2. In Case Of SEP110004 Power Module, R-Net: SEP110032 Actuator Control & Lights Module, R-Net, ISM-6L Required	–
SEP130012	Posterior Tilt, Powered, -5° - 25° Not With SEP110036 Remote Joystick, VR2. In Case Of SEP110004 Power Module, R-Net: SEP110032 Actuator Control & Lights Module, R-Net, ISM-6L Required; Not With Seat Height 415 Or 440 mm	–
SEP130007	Posterior Tilt, Powered, 0° - 50° Not With SEP110036 Remote Joystick, VR2. In Case Of SEP110004 Power Module, R-Net: SEP110032 Actuator Control & Lights Module, R-Net, ISM-6L Required	–
SEP130005	Posterior Tilt, Powered, -5° - 45° Not With SEP110036 Remote Joystick, VR2. In Case Of SEP110004 Power Module, R-Net: SEP110032 Actuator Control & Lights Module, R-Net, ISM-6L Required; Not With Seat Height 415 Or 440 mm	–
SEP130009	Seat Elevator (300 mm) / Tilt Module (Tilt 0° - 30°), Powered Not With SEP110036 Remote Joystick, VR2. In Case Of SEP110004 Power Module, R-Net: SEP110032 Actuator Control & Lights Module, R-Net, ISM-6L Required	–
SEP130006	Seat Elevator (300 mm) / Tilt Module (Tilt 0° - 50°), Powered Not With SEP110036 Remote Joystick, VR2; In Case Of SEP110004 Power Module, R-Net, 120 A: SEP110032 Actuator Control & Lights Module, R-Net, ISM-6L Required	–

C-Me Function

€

SEP110034	C-Me Function, Enabled 4.5kph Maximum Speed When Lifted (Tilt Angle <16° And Recline Angle <40°)	–
SEP110035	C-Me Function, Disabled 1.5kph Maximum Speed When Lifted	XXX,-

Backrest Frame Type

€

SEP030083	Backrest, Tool Angle Adjustable, 90° - 120°	–
SEP030084	Backrest, Manual Recline, User Adjustable, 90° - 130°, Release Lever, Right Not On Same Joystick Side	XXX,-
SEP030085	Backrest, Manual Recline, User Adjustable, 90° - 130°, Release Lever, Left Not On Same Joystick Side	XXX,-
SEP030086	Backrest, Powered Recline, 90° - 130° Not With SEP110036 Remote Joystick, VR2. In Case Of SEP110004 Power Module, R-Net: SEP110032 Actuator Control & Lights Module, R-Net, ISM-6L Required	XXX,-
SEP030087	Backrest, Powered Recline, 90° - 150° With 100 mm Mechanical Anti-Shear Not With SEP110036 Remote Joystick, VR2. In Case Of SEP110004 Power Module, R-Net: SEP110032 Actuator Control & Lights Module, R-Net, ISM-6L Required	XXX,-
SEP030229	Backrest, Powered Recline, 90 -150 With 100 mm Mechanical Anti-Shearwith Relax Function Not With SEP110036 Remote Joystick, VR2; In Case Of SEPP110004 Power Module, R-Net, 120 A: SEPP110032 Actuator Control & Lights Module, R-Net, ISM-6L Required; Only with SEP130006 Lift Tilt 0-50°	XXX,-

Backrest Frame Option

€

SEP030098	Backrest, Flip Down, Quick Release	XXX,-
-----------	------------------------------------	-------

Back Cushion Type

€

SEDEO PRO (See Section A)

SEP030104	SEDEO PRO, Back Cushion	–
-----------	-------------------------	---

JAY J3 (See Section B)

SEP030054	JAY J3, Back Cushion	XXX,-
-----------	----------------------	-------

Interfaces

SEP030106	SEDEO PRO, Interface Only	–
SEP030107	SEDEO PRO, Interface Only For Back Cushion, Flexible	–
SEP030055	JAY J3, Interface Only	–
SEP030209	Omit Back Cushion	–

A – SEDEO PRO Back Size

€

Back Cushion Width

BW38	380 mm, For Effective Back Width 380 mm	–
BW42	420 mm, For Effective Back Width 380 - 420 mm	–
BW46	460 mm, For Effective Back Width 420 - 460 mm	–
BW50	500 mm, For Effective Back Width 460 - 500 mm	–
BW54	540 mm, For Effective Back Width 500 - 540 mm	–
BW56	560 mm, For Effective Back Width 520 - 560 mm	–

Back Cushion Height

BH44	440 mm, For Effective Back Height 440 - 500 mm Only With SEP030116 SEDEO PRO, Back Cushion, Flexible, Deep Contour, Active, Adjustable Straps & SEP030117 SEDEO PRO, Back Cushion, Flexible, Extra Deep Contour, Active, Adjustable Straps	–
BH50	500 mm, For Effective Back Height 500 - 560 mm	–
BH56	560 mm, For Effective Back Height 560 - 620 mm	–

A – SEDEO PRO Back Cushion

€

SEP030109	SEDEO PRO, Back Cushion, Profiled	XXX,-
SEP030113	SEDEO PRO, Back Cushion, Profiled, Adjustable Straps	XXX,-
SEP030114	SEDEO PRO, Back Cushion, Deep Contour, Passive	XXX,-
SEP030115	SEDEO PRO, Back Cushion, Flexible, Deep Contour, Passive, Adjustable Straps	XXX,-
SEP030116	SEDEO PRO, Back Cushion, Flexible, Deep Contour, Active, Adjustable Straps	XXX,-
SEP030117	SEDEO PRO, Back Cushion, Flexible, Extra Deep Contour, Active, Adjustable Straps	XXX,-
	SEDEO PRO, Back Cushion, Adaptive (Choose B4Me Requirements Separately)	XXX,-

Powered Seating**A – SEDEO PRO Back Cushion Cover**

€

SEP030059	Back Cushion Cover, Incontinence Protection	–
SEP030108	Back Cushion Cover, Comfort	XXX,-

A – SEDEO Lateral Thoracic Supports Only With SEP030109 SEDEO PRO, Back Cushion, Profiled & SEP030113 SEDEO PRO, Back Cushion, Profiled, Adjustable Straps

€

SEP030607	SEDEO, Lateral, Thoracic Support, Swing Away, Height-Adjustable, Long Pad, 150 x 130 mm, Right	XXX,-
SEP030608	SEDEO, Lateral, Thoracic Support, Swing Away, Height-Adjustable, Long Pad, 150 x 130 mm, Left	XXX,-
SEP030609	SEDEO, Lateral, Thoracic Support, Swing Away, Height-Adjustable, Short Pad, 90 x 120 mm, Right	XXX,-
SEP030610	SEDEO, Lateral, Thoracic Support, Swing Away, Height-Adjustable, Short Pad, 90 x 120 mm, Left	XXX,-

B – JAY J3 Back Size

€

JAY030111	JAY J3 Back Size, 410 mm	XXX,-
JAY030112	JAY J3 Back Size, 460 mm	XXX,-
JAY030113	JAY J3 Back Size, 510 mm	XXX,-

B – JAY J3 Back, Shallow Contour

€

JAY030012	JAY J3 Back, Shallow Contour, Upper Thoracic, Short, 420 mm	XXX,-
JAY030019	JAY J3 Back, Shallow Contour, Upper Thoracic, Medium, 460 mm	XXX,-
JAY030025	JAY J3 Back, Shallow Contour, Upper Thoracic, Tall, 510 mm	XXX,-
JAY030015	JAY J3 Back, Shallow Contour, Shoulder Height, Short, 530 mm	XXX,-
JAY030022	JAY J3 Back, Shallow Contour, Shoulder Height, Medium, 570 mm	XXX,-
JAY030028	JAY J3 Back, Shallow Contour, Shoulder Height, Tall, 610 mm	XXX,-

B – JAY J3 Back, Mid Contour

€

JAY030013	JAY J3 Back, Mid Contour, Upper Thoracic, Short, 420 mm	XXX,-
-----------	---	-------

Powered Seating

B – JAY J3 Back, Spine Align Fit Kit

€

Spine Align Mini Fit Kit I

JAY090059	JAY J3 Spine Align Mini Fit Kit I, 360 mm	XXX,-
JAY090029	JAY J3 Spine Align Mini Fit Kit I, 410 mm	XXX,-
JAY090030	JAY J3 Spine Align Mini Fit Kit I, 460 mm	XXX,-
JAY090031	JAY J3 Spine Align Mini Fit Kit I, 510 mm	XXX,-

Spine Align Mini Fit Kit II

JAY090060	JAY J3 Spine Align Mini Fit Kit II, 360 mm	XXX,-
JAY090032	JAY J3 Spine Align Mini Fit Kit II, 410 mm	XXX,-
JAY090033	JAY J3 Spine Align Mini Fit Kit II, 460 mm	XXX,-
JAY090034	JAY J3 Spine Align Mini Fit Kit II, 510 mm	XXX,-

Positioning Boxes

JAY090035	JAY J3 Positioning Box For Back	XXX,-
JAY090036	JAY J3 Hardware Box For Back	XXX,-

B – JAY J3 Back, Chest Strap Only Available With JAY Backrest

€

JAY090040	JAY J3 Chest Strap, Centre Open Harness, 4 Point Strap, Medium	XXX,-
JAY090041	JAY J3 Chest Strap, Centre Open Harness, 4 Point Strap, Large	XXX,-
JAY090042	JAY J3 Chest Strap, Centre Open Harness, 4 Point Strap, Extra Large	XXX,-

B – JAY J3 Lateral Thoracic Pads, Right

€

JAY090020	JAY J3 Lateral Thoracic Pad, (LxH) 100 x 100 mm, Right	XXX,-
JAY090021	JAY J3 Lateral Thoracic Pad, (LxH) 100 x 127 mm, Right	XXX,-
JAY090022	JAY J3 Lateral Thoracic Pad, (LxH) 100 x 152 mm, Right	XXX,-
JAY090023	JAY J3 Lateral Thoracic Pad, (LxH) 152 x 100 mm, Right	XXX,-
JAY090024	JAY J3 Lateral Thoracic Pad, (LxH) 152 x 127 mm, Right	XXX,-
JAY090025	JAY J3 Lateral Thoracic Pad, (LxH) 152 x 152 mm, Right	XXX,-

B – JAY J3 Lateral Thoracic Pads, Left

€

JAY090011	JAY J3 Lateral Thoracic Pad, (LxH) 100 x 100 mm, Left	XXX,-
JAY090012	JAY J3 Lateral Thoracic Pad, (LxH) 100 x 127 mm, Left	XXX,-
JAY090013	JAY J3 Lateral Thoracic Pad, (LxH) 100 x 152 mm, Left	XXX,-
JAY090014	JAY J3 Lateral Thoracic Pad, (LxH) 152 x 100 mm, Left	XXX,-
JAY090015	JAY J3 Lateral Thoracic Pad, (LxH) 152 x 127 mm, Left	XXX,-
JAY090016	JAY J3 Lateral Thoracic Pad, (LxH) 152 x 152 mm, Left	XXX,-

B – JAY J3 Lateral Thoracic Brackets

€

JAY090026	JAY J3 Lateral Thoracic, Fixed Bracket, Right	XXX,-
JAY090017	JAY J3 Lateral Thoracic, Fixed Bracket, Left	XXX,-
JAY090028	JAY J3 Lateral Thoracic, Bracket, Swing Away, Right	XXX,-
JAY090019	JAY J3 Lateral Thoracic, Bracket, Swing Away, Left	XXX,-
JAY030020	JAY J3 Back, Mid Contour, Upper Thoracic, Medium, 460 mm	XXX,-
JAY030026	JAY J3 Back, Mid Contour, Upper Thoracic, Tall, 510 mm	XXX,-
JAY030016	JAY J3 Back, Mid Contour, Shoulder Height, Short, 530 mm	XXX,-
JAY030023	JAY J3 Back, Mid Contour, Shoulder Height, Medium, 570 mm	XXX,-
JAY030029	JAY J3 Back, Mid Contour, Shoulder Height, Tall, 610 mm	XXX,-

B – JAY J3 Back, Mid Deep Contour  €

JAY030045	JAY J3 Back, Mid Deep Contour, Upper Thoracic, Short, 420 mm	XXX,-
JAY030042	JAY J3 Back, Mid Deep Contour, Upper Thoracic, Medium, 460 mm	XXX,-
JAY030046	JAY J3 Back, Mid Deep Contour, Upper Thoracic, Tall, 500 mm	XXX,-
JAY030043	JAY J3 Back, Mid Deep Contour, Shoulder Height, Short, 530 mm	XXX,-
JAY030047	JAY J3 Back, Mid Deep Contour, Shoulder Height, Medium, 570 mm	XXX,-
JAY030048	JAY J3 Back, Mid Deep Contour, Shoulder Height, Tall, 610 mm	XXX,-
JAY030050	JAY J3 Back, Mid Deep Contour, Extra Deep, Upper Thoracic, Medium, 460 mm	XXX,-

B – JAY J3 Back, Deep Contour  €

JAY030014	JAY J3 Back, Deep Contour, Upper Thoracic, Short, 420 mm	XXX,-
JAY030021	JAY J3 Back, Deep Contour, Upper Thoracic, Medium, 460 mm	XXX,-
JAY030027	JAY J3 Back, Deep Contour, Upper Thoracic, Tall, 500 mm	XXX,-
JAY030017	JAY J3 Back, Deep Contour, Shoulder Height, Short, 530 mm	XXX,-
JAY030024	JAY J3 Back, Deep Contour, Shoulder Height, Medium, 570 mm	XXX,-
JAY030030	JAY J3 Back, Deep Contour, Shoulder Height, Tall, 610 mm	XXX,-
JAY030051	JAY J3 Back, Deep Contour, Extra Deep, Upper Thoracic, Medium, 460 mm	XXX,-

Powered Seating**Headrest Pad**  €

SEP030430	SEDEO, Headrest Pad, Small, (LxH) 240 x 150 mm Only Use With SEDEO Headrest Mount	XXX,-
SEP030431	SEDEO, Headrest Pad, Small, With Cover, (LxH) 240 x 150 mm Only Use With SEDEO Headrest Mount	XXX,-
SEP030432	SEDEO, Headrest Pad, Flexible, (LxH) 400 x 110 mm Only Use With SEDEO Headrest Mount	XXX,-
WHT030401	Whitmyer, Headrest Pad, Plush, (LxH) 203 x 127 mm Only Use With Whitmyer Headrest Mount	XXX,-
WHT030402	Whitmyer, Headrest Pad, Plush, (LxH) 254 x 127 mm Only Use With Whitmyer Headrest Mount	XXX,-
WHT030403	Whitmyer, Headrest Pad, Plush, (LxH) 356 x 127 mm Only Use With Whitmyer Headrest Mount	XXX,-
WHT030404	Whitmyer, Headrest Pad, Adjust-A-Plush, Small, (LxH) 355 x 76 mm Only Use With Whitmyer Headrest Mount	XXX,-
WHT030406	Whitmyer, Headrest Pad, Adjust-A-Plush, Large, (LxH) 460 mm x 127 mm Only Use With Whitmyer Headrest Mount	XXX,-

Headrest Mount Choose A Whitmyer Headrest Mount And Headrest Receiver In Case You Would Like To Add A Head Control In The Special Control Section)  €

SEP030433	SEDEO, Headrest Mount	XXX,-
SEP030434	SEDEO, Headrest Mount, With Quick Release	XXX,-
WHT030407	Whitmyer, Headrest Mount, LINX	XXX,-
WHT030408	Whitmyer, Headrest Mount, LINX?	XXX,-
WHT030409	Whitmyer, Headrest Mount, AXYS	XXX,-
WHT030410	Whitmyer, Headrest Mount, AXYS, Offset	XXX,-
WHT030411	Whitmyer, Headrest Mount, COBRA XTRA Flip Back	XXX,-

Headrest Receiver €

SEP030119	Headrest Receiver, Back Cushion Mount Only With SEP030109 SEDEO PRO, Back Cushion, Profiled & SEP030113 SEDEO PRO, Back Cushion, Profiled, Adjustable Straps & SEP030114 SEDEO PRO, Back Cushion, Deep Contour, Passive	XXX,-
SEP030120	Headrest Receiver, Backrest Frame Mount	XXX,-

Push Handles €

SEP030204	Push Handles, Height-Adjustable	XXX,-
-----------	---------------------------------	-------

Seat Rail €

SEP020085	Seat Rail, Short, For Seat Depth 400 - 560 mm	-
SEP020069	Seat Rail, Long, For Seat Depth 460 - 560 mm Not With Seat Width 380 - 420 mm	XXX,-

Seat Cushion Type

€

SEDEO (See Section C)

SEP020027	SEDEO, Seat Cushion	–
-----------	---------------------	---

JAY (See Section D)

SEP020515	JAY, Seat Cushion	XXX,-
-----------	-------------------	-------

Omit (Select Seat Width And Depth in Section C)

SEP020110	Omit Seat Cushion	XXX,-
-----------	-------------------	-------

Powered Seating**C – SEDEO Seat Size**

€

Seat Cushion Width

SW38	380 mm, For Effective Seat Width 380 mm	–
SW42	420 mm, For Effective Seat Width 380 - 420 mm	–
SW46	460 mm, For Effective Seat Width 420 - 460 mm	–
SW50	500 mm, For Effective Seat Width 460 - 500 mm	–
SW54	540 mm, For Effective Seat Width 500 - 540 mm	–
SW56	560 mm, For Effective Seat Width 520 - 560 mm	–

Seat Cushion Depth

SD40	400 mm, Comes With Cushion Size 460 mm Not with SEP090128 or SEP090129 Positioning belt Short or Long	–
SD42	420 mm, Comes With Cushion Size 460 mm	–
SD44	440 mm, Comes With Cushion Size 460 mm	–
SD46	460 mm, Comes With Cushion Size 500 mm	–
SD48	480 mm, Comes With Cushion Size 500 mm	–
SD50	500 mm, Comes With Cushion Size 500 mm	–
SD52	520 mm, Comes With Cushion Size 560 mm	–
SD54	540 mm, Comes With Cushion Size 560 mm	–
SD56	560 mm, Comes With Cushion Size 560 mm	–

C – SEDEO Seat Cushions 

€

SEP020073	SEDEO, Seat Cushion, Profiled, Height 70 mm	XXX
SEP020074	SEDEO, Seat Cushion, Memory, Height 70 mm Only With SEP020518 Seat Cushion Cover, Incontinence Protection, Only For NL	XXX
SEP020075	SEDEO, Seat Cushion, Support, Height 90 mm	XXX
SEP020076	SEDEO, Seat Cushion, Support Memory, Height 90 mm	XXX
SEP020077	SEDEO, Seat Cushion, Form, Height 110 mm Only With SEP020518 Seat Cushion Cover, Incontinence Protection, Only For NL	XXX
SEP020078	SEDEO, Seat Cushion, Stabilizer, Height 90 mm	XXX
	SEDEO, Seat Cushion, Adaptive (Choose B4Me Requirements Separately)	XXX

C – SEDEO Seat Cushion Cover

€

SEP020518	Seat Cushion Cover, Incontinence Protection	XXX
SEP020080	Seat Cushion Cover, Comfort	XXX

C – SEDEO Seat Boards

€

SEP020082	SEDEO, Seat Board, Flat, Depth-Adjustable, Cushions Guide At Rear	XXX
SEP020083	SEDEO, Seat Pan, 50 mm, Depth-Adjustable, Cushions Guide At Rear	XXX
SEP020084	SEDEO, Seat Pan, 75 mm, Depth-Adjustable, Cushions Guide At Rear Only For NL	XXX

Powered Seating

D – JAY Seat Size

€

Seat Cushion Width

SW40	400 mm	–
SW42	420 mm	–
SW44	440 mm	–
SW46	460 mm	–
SW48	480 mm	–
SW50	500 mm, Comes With Cushion Size 500 mm	–
SW52	520 mm, Comes With Cushion Size 500 mm	–
SW54	540 mm, Comes With Cushion Size 560 mm	–
SW56	560 mm, Comes With Cushion Size 560 mm	–

Seat Cushion Depth

SD40	400 mm	–
SD42	420 mm	–
SD44	440 mm	–
SD46	460 mm	–
SD48	480 mm	–
SD50	500 mm	–
SD52	520 mm	–
SD54	540 mm Only With Seat Width 560 mm	–
SD56	560 mm Only With Seat Width 560 mm	–

D – JAY Seat Cushion

€

JAY020005	JAY Easy Fluid With Flat Base	XXX,-
JAY020003	JAY Soft Combi P	XXX,-
JAY020006	JAY Easy Visco With Flat Base	XXX,-
JAY020010	JAY Balance, Air, Single Valve, Microclimatic Cover, Until Seat Width 500 mm	XXX,-
JAY020012	JAY Balance, Air, Single Valve, Microclimatic Cover, From Seat Width 560 mm	XXX,-
JAY020014	JAY Balance, Air, Single Valve, Microclimatic Cover, With Positioning Kit, Until Seat Width 500 mm	XXX,-
JAY020016	JAY Balance, Air, Single Valve, Microclimatic Cover, With Positioning Kit, From Seat Width 560 mm	XXX,-
JAY020011	JAY Balance, Fluid, Microclimatic Cover, Until Seat Width 500 mm	XXX,-
JAY020013	JAY Balance, Fluid, Microclimatic Cover, From Seat Width 560 mm	XXX,-
JAY020015	JAY Balance, Fluid, Microclimatic Cover, With Positioning Kit, Until Seat Width 500 mm	XXX,-
JAY020017	JAY Balance, Fluid, Microclimatic Cover, With Positioning Kit, From Seat Width 560 mm	XXX,-
JAY020018	JAY Xtreme Active	XXX,-
JAY020023	JAY Leg Support Kit For The Xtreme Active Only For Cushions With Seat Depth 420 - 500 mm	XXX,-
JAY020019	JAY J2 Cushion, Until Seat Width 460 mm Or Seat Depth 480 mm	XXX,-
JAY020021	JAY J2 Cushion, From Seat Width 480 mm Or Seat Depth 500 mm	XXX,-
JAY020020	JAY J2 Cushion, Deep Contour, Until Seat Width 480 mm	XXX,-
JAY020022	JAY J2 Cushion, Deep Contour, From Seat Width 500 mm	XXX,-

Knee & Thigh Supports

€

SEP020342	Knee Support, Lateral, 120 x 120 mm, Swing Away, Right Not With SEP050015-17 SEDEO PRO, Legrest, Swing Away, SEP050080 SEDEO PRO, Hanger Receivers Only, SEP090122 Transfer Bar	XXX,-
SEP020341	Knee Support, Lateral, 120 x 120 mm, Swing Away, Left Not With SEP050015-17 SEDEO PRO, Legrest, Swing Away, SEP050080 SEDEO PRO, Hanger Receivers Only, SEP090122 Transfer Bar	XXX,-
SEP020113	Thigh Support, Lateral, Small, 120 x 120 mm, Removable, Right Not With Seat To Floor Height 415 mm, Not With SEP040035 Side Guard, Wedge Shaped, Padded	XXX,-
SEP020114	Thigh Support, Lateral, Small, 120 x 120 mm, Removable, Left Not With Seat To Floor Height 415 mm, Not With SEP040035 Side Guard, Wedge Shaped, Padded	XXX,-
SEP020121	Thigh Support, Lateral, Large, 180 x 120 mm, Removable, Right Not With Seat To Floor Height 415 mm, Not With SEP040035 Side Guard, Wedge Shaped, Padded	XXX,-
SEP020122	Thigh Support, Lateral, Large, 180 x 120 mm, Removable, Left Not With Seat To Floor Height 415 mm, Not With SEP040035 Side Guard, Wedge Shaped, Padded	XXX,-

Powered Seating

Armrest Types

€

SEP040019	Armrest, Single Post, Flip Back Not with Seat height 415/Seat height 425 (15)	-
SEP040021	Armrest, Single Post, Removable Not with Seat height 415/Seat height 425 (15)	XXX,-
SEP040022	Armrest, Single Post, SEDEO LITE (11)(12)(13)	XXX,-
SEP040123	Armrest, Reclining, Flip Back	XXX,-
SEP040070	Armrest, Reclining, Multi-Adjustable, Flip Back	XXX,-

Arm Pads

€

SEP040023	Arm Pad, Integral Foam, 300 mm, Right	XXX,-
SEP040024	Arm Pad, Integral Foam, 300 mm, Left	XXX,-
SEP040025	Arm Pad, Integral Foam, 400 mm, Right	-
SEP040026	Arm Pad, Integral Foam, 400 mm, Left	-
SEP040027	Arm Pad, Integral Foam, 450 mm, Right With SEP040019 Flip Back Armrest, Seat Width +20 mm	XXX,-
SEP040028	Arm Pad, Integral Foam, 450 mm, Left With SEP040019 Flip Back Armrest, Seat Width +20 mm	XXX,-
SEP040029	Omit Arm Pad, Right	XXX,-
SEP040030	Omit Arm Pad, Left	XXX,-

Comfort Arm Pads

SEP040204	Arm Pad, Comfort, Padded, PU Coated, 400 mm, Right	XXX,-
SEP040203	Arm Pad, Comfort, Padded, PU Coated, 400 mm, Left	XXX,-

Hemiplegia Arm Pads

SEP040031	Arm Pad, Hemiplegia, Integral Foam, Right Not With SEP110052 Joystick Mount, Right, SEP090040 Tray Table, Swing Away, SEP090046 Tray Table, Half-Side, Swing Away, SEP090110 Rear View Mirror, Right	XXX,-
SEP040032	Arm Pad, Hemiplegia, Integral Foam, Left Not With SEP110053 Joystick Mount, Left, SEP090040 Tray Table, Swing Away, SEP090046 Tray Table, Half-Side, Swing Away, SEP090118 Rear View Mirror, Left	XXX,-

Side Guard Pads For Armrests

€

Side Guard Pads For Armrest, Single Post, Flip Back / Removable

SEP040033	Side Guard Not With SEP040123 Armrest, Reclining, Flip Back	XXX,-
SEP040034	Side Guard, Integral Foam Seat Width -20 mm Not With SEP040123 Armrest, Reclining, Flip Back	XXX,-
SEP040035	Side Guard, Wedge Shaped, Padded Seat Width -80 mm, Only With SEP040021 Armrest, Single Post, Removable	XXX,-

Side Guard Pads For Armrest, Reclining, Flip Back

SEP040036	Side Guard, Mounted On Seat Rail Bracket Only With SEP040123 Armrest, Reclining, Flip Back	XXX,-
-----------	---	-------

Centre Mount Legrest  €

SEP050086	Centre Mount Legrest, Tool Adjustable, With Flip Up And Angle-Adjustable Footboard In Combination With Lift Or Tilt, Choose SEP050087 Centre Calf Support, Integral Foam Or SEP050092 Calf Pad, Integral Foam, Pair; Not With RWD	XXX,-
-----------	--	-------

Pad Options

SEP050087	Centre Calf Support, Integral Foam	XXX,-
SEP050092	Calf Pad, Integral Foam, Pair	XXX,-

Fixed Centre Mount Legrest  €

SEP050140	Fixed Centre Mount Legrest Not With RWD; In Combination With Lift Or Tilt, Choose SEP050092 Calf Pad, Integral Foam, Pair	XXX,-
-----------	--	-------

Footplates

SEP050072	Footplate, Dual, Height- And Angle-Adjustable, 260 x 150 mm	XXX,-
-----------	---	-------

Pad Options

SEP050092	Calf Pad, Integral Foam, Pair	XXX,-
-----------	-------------------------------	-------

Power Centre Mount Legrest  €

SEP050076	Centre Mount Legrest, Powered, 90° - 180°, 175 mm Extension Side Guard Included; Only With SEP110082 Joystick Mounting, Parallel, Swing Away; Arm Pad, Integral Foam, 380 mm Right/Left Included	XXX,-
-----------	---	-------

SEP050071	Centre Mount Legrest, Powered, 90° - 180°, 175 mm Extension, Footplate To Floor Side Guard Included; Only With SEP110082 Joystick Mounting, Parallel, Swing Away; Not With SEP090040 Tray Table, Width-Adjustable, Swing Away & SEP090046 Tray Table, Half-Side, Swing Away; Not With Special Controls Mounted On Armrest, Not With SEP090120 Bag For Armrest; Arm Pad, Integral Foam, 380 mm Right/Left Included	XXX,-
-----------	--	-------

Footplates

SEP050072	Footplate, Dual, Height- And Angle-Adjustable, 260 x 150 mm	XXX,-
SEP050073	Footplate, Dual, Height- And Angle-Adjustable, Large, 310 x 170 mm	XXX,-

Pad Options

SEP050092	Calf Pad, Integral Foam, Pair	XXX,-
-----------	-------------------------------	-------

SEDEO PRO Swing Away Legrest  €

SEP050015	SEDEO PRO, Legrest, 70°, Swing Away	XXX,-
SEP050016	SEDEO PRO, Legrest, Manual Elevating, Swing Away	XXX,-
SEP050017	SEDEO PRO, Legrest, Power Elevating, Swing Away	XXX,-
SEP050183	Sedeo Pro, Legrest, Power Elevating, Swing Away, Short, LLL 300mm	XXX,-
SEP050000	Omit Legrest	XXX,-

Hanger Receivers

SEP050170	SEDEO PRO, Hanger Receivers, High, For Seat Cushion Thickness 70 mm And Higher	XXX,-
SEP050171	SEDEO PRO, Hanger Receivers, Low, For Seat Cushion Thickness 50 mm And Lower	XXX,-
SEP050080	SEDEO PRO, Hanger Receivers Only, High	XXX,-
SEP050172	SEDEO PRO, Hanger Receivers Only, Low	XXX,-

Footplates

SEP050088	Footplate, For Seat Width 385 - 400 mm	XXX,-
SEP050089	Footplate, For Seat Width 420 - 460 mm	XXX,-
SEP050090	Footplate, For Seat Width 480 - 520 mm	XXX,-
SEP050091	Footplate, For Seat Width 540 - 560 mm	XXX,-
SEP050081	Footplates, Coupled Choose Also A Footplate; Only For SEP050015 SEDEO PRO, Legrest, 70°, Swing Away	XXX,-

Support Options 

SEP050082	Calf Support, Integral Foam, Depth-Adjustable, Pair Not On RWD Base With SEP050015 SEDEO PRO, Legrest, 70°, Swing Away	XXX,-
SEP050083	Calf Support, Padded, Depth-Adjustable, Pair Not On RWD Base With SEP050015 SEDEO PRO, Legrest, 70°, Swing Away	XXX,-
SEP050084	Heel Loop	XXX,-
SEP050085	Calf Strap Only For SEP050015 SEDEO PRO, Legrest, 70°, Swing Away	-
SEP050200	Knee Pad, Integral Foam	XXX,-

Amputee Support		
QOP050142	Amputee Support, Integral Foam, Right	XXX,-
QOP050143	Amputee Support, Integral Foam, Left	XXX,-
QOP050013	Amputee Support, Padded, Right Extra On A Set Of Swing Away Legrests, Attached Lose	XXX,-
QOP050014	Amputee Support, Padded, Left Extra On A Set Of Swing Away Legrests, Attached Lose	XXX,-

Positioning Supports & Accessories €

SEP090128	Positioning Belt, Carseat Buckle, Short, 50 mm x 1700 mm	-
SEP090129	Positioning Belt, Carseat Buckle, Long, 50 mm x 2700 mm	XXX,-
SEP090110	Rear View Mirror, Right Not In Combination With Same Entry Side SEP090040 Tray Table, Swing Away, SEP090046 Tray Table, Half-Side, Swing Away	XXX,-
SEP090118	Rear View Mirror, Left Not In Combination With Same Entry Side SEP090040 Tray Table, Swing Away, SEP090046 Tray Table, Half-Side, Swing Away	XXX,-
SEP090009	Crutch Holder Not With SEP030086 Powered Recline, 90° - 130°, SEP030087 Powered Recline, 90° - 150° With 100 mm Mechanical Anti-Shear	XXX,-
SEP090119	Brackets For Bag On Backrest Frame Not With SEP030086 Powered Recline, 90° - 130°, SEP030087 Powered Recline, 90° - 150° With 100 mm Mechanical Anti-Shear	XXX,-
SEP090120	Bag For Armrest Not With SEP040123 Armrest, Reclining, Flip Back	XXX,-
SEP090122	Transfer Bar Not With SEP020342/SEP020341 Knee Support, Lateral, Swing Away, Right/Left & SEP050015-17 SEDEO PRO, Legrest, Swing Away & SEP050080 SEDEO PRO, Hanger Receivers Only	XXX,-
SEP030605	Abduction Pommel Not With (Power) Centre Mount Legrests	XXX,-

Tray Table (Mounted Opposite Joystick)

SEP090040	Tray Table, Width-Adjustable, Swing Away	XXX,-
SEP090046	Tray Table, Half-Side, Swing Away Not With SEP090125-127 Tray Table Accessories	XXX,-

Tray Table Accessories

SEP090125	Partial Padding For Tray Table	XXX,-
SEP090126	Raised Edges, Acrylic For Tray Table	XXX,-
SEP090127	Elbow Pads, Padded, Pair For Tray Table	XXX,-

Joystick / Electronics

Remote Joystick – VR2 €

SEP110036	Remote Joystick, VR2	-
SEP110037	Remote Joystick, VR2, 2 Actuators	XXX,-
SEP110040	Remote Joystick, VR2, 2 Actuators And Lights	XXX,-


Joystick Mounting €

SEP110050	Joystick Mounting, Fixed	-
SEP110056	Joystick Mounting, Parallel, Swing Away, Capsulated	XXX,-
SEP110082	Joystick Mounting, Parallel, Swing Away Only With SEP040022 Armrest, Single Post, SEDEO LITE	XXX,-

Joystick Mounting Location €

SEP110052	Joystick Mounting Location, Right	-
SEP110053	Joystick Mounting Location, Left	-

Joystick Knobs (Optional) 		€
SEP090505	Joystick Knob, Golf Ball, Ø 42 mm	XXX,-
SEP090506	Joystick Knob, T-Bar, 82 mm Wide	XXX,-
SEP090507	Joystick Knob, Soft Ball, Ø 70 mm	XXX,-
SEP090508	Joystick Knob, Ball, Ø 35 mm	XXX,-
SEP090045	Joystick Knob, Allround, Ball, Ø 48 mm	XXX,-
SEP090509	Joystick Knob, Chin Cup, Ø 37 mm	XXX,-
SEP090512	Joystick Knob, Stick, 80 x 15 mm	XXX,-
SEP090511	Joystick Knob, Mushroom, Ø 45 mm	XXX,-

Electronic Programmers – VR2 		€
SEP090065	Mobility Programmer With Dongle, VR2	XXX,-
SEP090176	Wireless Programmer - WI-FI Dongle	XXX,-

Power Module – VR2		€
SEP110002	Power Module, VR2, 90 A	XXX,-

Lighting Module – VR2		€
SEP110030	Lighting Module, VR2 If LED Light And Indicator Is Chosen, Then This Is Required	XXX,-

Attendant Controls		€
SEP110021	Attendant Control, Dual	XXX,-
SEP110020	Joystick Mounted As Attendant Control Choose Also Remote Joystick	XXX,-

Attendant Mounting Location		
SEP110025	Attendant Mounting Location, Right	–
SEP110026	Attendant Mounting Location, Left	–

Joystick / Electronics

4-Actuator Control Box (Direct Actuator Control)		€
SEP110054	4-Actuator Control Box Attached To Armrest, Right	–
SEP110055	4-Actuator Control Box Attached To Armrest, Left	–

Remote Joystick – R-Net 		€
SEP110015	Remote Joystick, R-Net, LED, Actuators	–
SEP110016	Remote Joystick, R-Net, LED, Actuators And Lights	–
SEP110017	Remote Joystick, R-Net, Colour LCD	–
SEP110018	Remote Joystick, R-Net, Colour LCD, Heavy Duty	XXX,-
SEP110013	Remote Joystick, R-Net, High Resolution Colour LCD, Advanced, Infrared Control Included	XXX,-
SEP110023	Remote Joystick, R-Net, High Resolution Colour LCD, Advanced, Infrared And Bluetooth Control Included	XXX,-
SEP110019	Omit Remote Joystick, R-Net	XXX,-

Joystick Mounting 		€
SEP110050	Joystick Mounting, Fixed	–
SEP110056	Joystick Mounting, Parallel, Swing Away, Capsulated	XXX,-
SEP110082	Joystick Mounting, Parallel, Swing Away Only With SEP040022 Armrest, Single Post, SEDEO LITE	XXX,-

Joystick Mounting Location		€
SEP110052	Joystick Mounting Location, Right	–
SEP110053	Joystick Mounting Location, Left	–

Display Language Selection

€

SEP119000	German	SEP119004	Portuguese	SEP119009	Swedish	SEP119013	Slovak
SEP119001	English	SEP119005	Italian	SEP119010	Greek	SEP119014	Polish
SEP119002	French	SEP119006	Dutch	SEP119011	Finnish		
SEP119003	Spanish	SEP119008	Norwegian	SEP119012	Czech		

Joystick Knobs (Optional)

€

SEP090505	Joystick Knob, Golf Ball, Ø 42 mm	XXX,-
SEP090506	Joystick Knob, T-Bar, 82 mm Wide	XXX,-
SEP090507	Joystick Knob, Soft Ball, Ø 70 mm	XXX,-
SEP090508	Joystick Knob, Ball, Ø 35 mm	XXX,-
SEP090045	Joystick Knob, Allround, Ball Ø 48 mm	XXX,-
SEP090509	Joystick Knob, Chin Cup, Ø 37 mm	XXX,-
SEP090512	Joystick Knob, Stick, 80 x 15 mm	XXX,-
SEP090511	Joystick Knob, Mushroom, Ø 45 mm	XXX,-

Electronic Programmers – R-Net

€

SEP090066	PC Programmer With Dongle, R-Net	XXX,-
SEP090176	Wireless Programmer - WI-FI Dongle	XXX,-

Power Module – R-Net

€

SEP110003	Power Module, R-Net, 90 A	XXX,-
SEP110004	Power Module, R-Net, 120 A	XXX,-

Seating / Lighting Module Control – R-Net

€

SEP110032	Actuator Control & Lights Module, R-Net, ISM-6L	XXX,-
-----------	---	-------

Joysticks / Electronics**Attendant Controls**

€

SEP110021	Attendant Control, Dual	XXX,-
SEP110020	Joystick Mounted As Attendant Control Choose OMNI2 Mount And Input Device in Sections Below And Choose Switches in Section E	XXX,-

Attendant Mounting Location

SEP110025	Attendant Mounting Location, Right	–
SEP110026	Attendant Mounting Location, Left	–

Table Top Contols

€

SEP110143	Table Top Control, LCD, Centre Tray Mounted	XXX,-
-----------	---	-------

Tray Table Mounting Location

SEP110080	Tray Table Mounting Location, Left	–
SEP110081	Tray Table Mounting Location, Right	–

#1 Ctrl+5 Switch Box Options

€

SEP110043	#1 Ctrl+5 Switch Box With Free Assignable Functions If combined with attendant control, Ctrl/+5 will be mounted to the armrest	XXX,-
-----------	---	-------

#1 Ctrl+5 Switch Box Mounting Location

SEP110180	#1 Ctrl+5 Switch Box Mounting Location, Behind Joystick Not Possible With SEP110056 Joystick Mounting, Parallel Swing Away, Capsulated (Here We Can't Swing Away)	–
SEP110181	#1 Ctrl+5 Switch Box Mounting Location, Opposite Joystick	–

#1 Ctrl+5 Switch Type

SEP110175	#1 Ctrl+5 Switch Type With Push Buttons	–
SEP110176	#1 Ctrl+5 Switch Type With Toggle Switches	–

Special Controls

OMNI2 Input Control Module – R-Net

Choose OMNI2 Mount And Input Device in Sections Below And Choose Switches in Section E

€

SEP110116	OMNI2 Input Control Module, R-Net, Bluetooth, Infrared Remote Full VGA Display With Infrared, Separate Input Box With Bluetooth, USB Charger And Speaker	XXX,-
SEP110117	OMNI2 Input Control Module, R-Net, Scanning Mode, Bluetooth, Infrared Remote Full VGA Display With Infrared, Separate Input Box With Bluetooth, USB Charger And Speaker	XXX,-
SEP110118	OMNI2 Input Control Module, R-Net, Scanning Mode, Traction Control System (GYRO Technology), Bluetooth, Infrared Remote Full VGA Display With Infrared, Separate Input Box With Bluetooth, USB Charger And Speaker	XXX,-
SEP110008	Programming Service Not Discountable	XXX,-

OMNI2 Module Mount

If Used With Standard Joystick Selection, It Must Be Mounted Opposite Side

€

SEP110119	OMNI2 Module, Fixed Mount, Right	–
SEP110120	OMNI2 Module, Fixed Mount, Left	–
SEP110123	OMNI2 Module, Swing Away Mount, Right Not With SEP090110 Rear View Mirror Right	XXX,-
SEP110124	OMNI2 Module, Swing Away Mount, Left Not With SEP090118 Rear View Mirror Left	XXX,-

Hand Control

For Switch Selection See Section E

€

Proportional Input Devices

SEP110301	Hand Control, Switch-It MicroGuide	XXX,-
SEP110302	Hand Control, Switch-It MicroPilot	XXX,-
SEP110304	Hand Control, Switch-It VersaGuide	XXX,-
SEP110305	Hand Control, Switch-It VersaGuide EZ Not With SEP090512 Joystick Knob, Stick, 80 x 15 mm, SEP090511 Joystick Knob, Mushroom, Ø 45 mm, SEP090506 Joystick Knob, T-Bar, 82 mm Wide	XXX,-
SEP110306	Hand Control, Allround Joystick	XXX,-
SEP110307	Hand Control, Allround Joystick Light Only Use With Default Joystick Knob Or Joystick Knob, Allround, Ball Ø 48 mm	XXX,-
SEP110308	Hand Control, Allround Joystick Heavy Duty	XXX,-
SEP110309	Hand Control, Allround Joystick, R-Net Bus Enabled OMNI2 Module Not Required, Obligated To Have Master R-Net Module	XXX,-
SEP110310	Hand Control, Allround Joystick Light, R-Net Bus Enabled OMNI2 Module Not Required, Obligated To Have Master R-Net Module	XXX,-
SEP110311	Hand Control, Allround Joystick Heavy Duty, R-Net Bus Enabled OMNI2 Module Not Required, Obligated To Have Master R-Net Module	XXX,-

Proportional Input Devices, Price Inclusive OMNI2 Module And Traction Control System (GYRO Technology)

OMNI2 Module Incl. Remote Full VGA Display With Infrared, Separate Input Box With Bluetooth, USB Charger And Speaker

SEP110044	Hand Control, Switch-It MicroGuide	XXX,-
SEP110045	Hand Control, Switch-It MicroPilot	XXX,-
SEP110047	Hand Control, Switch-It VersaGuide	XXX,-
SEP110048	Hand Control, Switch-It VersaGuide EZ Not With SEP090512 Joystick Knob, Stick, 80 x 15 mm, SEP090511 Joystick Knob, Mushroom, Ø 45 mm, SEP090506 Joystick Knob, T-Bar, 82 mm Wide	XXX,-
SEP110049	Hand Control, Allround Joystick	XXX,-
SEP110059	Hand Control, Allround Joystick Light Only Use With Default Joystick Knob Or Joystick Knob, Allround, Ball Ø 48 mm	XXX,-
SEP110060	Hand Control, Allround Joystick Heavy Duty	XXX,-

Hand Control Mounting Platforms

€

SEP110342	Hand Control Mounting, Link-It To The Space Disk, Hand Tray Only For Micro Series Joysticks	XXX,-
-----------	--	-------

Hand Control Mounting

SEP110350	Hand Control Mounting, Link-It To The Armrest, Fixed	XXX,-
SEP110353	Hand Control Mounting, Link-It To The Armrest, Swing Away	XXX,-

Hand Control Mounting Location

SEP110362	Hand Control Mounting Location, Right	XXX,-
SEP110361	Hand Control Mounting Location, Left	XXX,-

Head Control For Switch Selection See Section E. Choose A Whitmyer Headrest Mount On Previous Pages  €**Proportional Input Devices**

SEP110370	Head Control, Switch-It Dual Pro, 3-Way Proportional, Facial Pads	XXX,-
SEP110371	Head Control, Switch-It Dual Pro, 3-Way Proportional Head Array, Spot Pads	XXX,-
Proportional Input Devices, Price Inclusive OMNI2 Module And Traction Control System (GYRO Technology)		
OMNI2 Module Incl. Remote Full VGA Display With Infrared, Separate Input Box With Bluetooth, USB Charger And Speaker		
SEP110061	Head Control, Switch-It Dual Pro, Proportional Head Array, Facial Pads	XXX,-
SEP110062	Head Control, Switch-It Dual Pro, Proportional Head Array, Spot Pads	XXX,-

Chin Control  €**Proportional Input Devices**

SEP110470	Chin Control, Switch-It MicroGuide	XXX,-
SEP110471	Chin Control, Switch-It MicroPilot	XXX,-
SEP110472	Chin Control, Switch-It VersaGuide	XXX,-
SEP110473	Chin Control, Switch-It VersaGuide EZ	XXX,-
SEP110474	Chin Control, Allround Joystick	XXX,-
SEP110475	Chin Control, Allround Joystick Light	XXX,-
SEP110476	Chin Control, Allround Joystick, R-Net Bus Enabled OMNI2 Module Not Required, Obligated To Have Master R-Net Module	XXX,-
SEP110477	Chin Control, Allround Joystick Light, R-Net Bus Enabled OMNI2 Module Not Required, Obligated To Have Master R-Net Module	XXX,-

Proportional Input Devices, Price Inclusive OMNI2 Module And Traction Control System (GYRO Technology)

OMNI2 Module Incl. Remote Full VGA Display With Infrared, Separate Input Box With Bluetooth, USB Charger And Speaker

SEP110070	Chin Control, Switch-It MicroGuide	XXX,-
SEP110071	Chin Control, Switch-It MicroPilot	XXX,-
SEP110072	Chin Control, Switch-It VersaGuide	XXX,-
SEP110073	Chin Control, Switch-It VersaGuide EZ	XXX,-
SEP110074	Chin Control, Allround Joystick	XXX,-
SEP110075	Chin Control, Allround Joystick Light	XXX,-

Chin Control Mounting 

SEP110480	Chin Control Mounting, Link-It To Chin Harness, Small If You Need Switches Mounted On The Harness, You Can Only Use	XXX,-
SEP110483	Chin Control Mounting, Link-It To Manual Chin Boom, Backrest Mount, Right	XXX,-
SEP110484	Chin Control Mounting, Link-It To Manual Chin Boom, Backrest Mount, Left	XXX,-
SEP110485	Chin Control Mounting, Link-It To Power Chin Boom, Backrest Mount, Right	XXX,-
SEP110486	Chin Control Mounting, Link-It To Power Chin Boom, Backrest Mount, Left	XXX,-
SEP110487	Chin Control Mounting, Link-It To Headrest, Swing Away, Left	XXX,-
SEP110488	Chin Control Mounting, Link-It To Headrest, Swing Away, Right	XXX,-

Link-It Extension Kit

SEP110590	Link-It Extension Kit, Base Module, 100 mm Extension Tube, 5 Cable Clips	XXX,-
SEP110591	Link-It Extension Kit, Base Module, 150 mm Extension Tube, 5 Cable Clips	XXX,-

Sip 'N Puff For Switch Selection See Section E €

SEP110510	Sip 'N Puff With Link-It Hardware, Swing Away Mount To The Headrest Headrest To Be Selected	XXX,-
Sip 'N Puff, Price Inclusive OMNI2 Module And Traction Control System (GYRO Technology)		
OMNI2 Module Incl. Remote Full VGA Display With Infrared, Separate Input Box With Bluetooth, USB Charger And Speaker		
SEP110076	Sip 'N Puff With Link-It Hardware, Swing Away Mount To The Headrest Headrest To Be Selected	XXX,-

Special Controls

E – Switches Select 1 Switch And Mounting Position Accordingly. For A Second Switch Please Use #2 Switch Selection Part. Single Function
For Special Input Devices 

€

#1 Switch Selection

SEP110611	#1 Single Switch, Ø 64 mm, Black	XXX,-
SEP110612	#1 Single Switch, Ø 64 mm, Red	XXX,-
SEP110613	#1 Single Switch, Ø 64 mm, Green	XXX,-
SEP110523	#1 Egg Switch – Black	XXX,-
SEP110524	#1 MicroLite Switch – Black	XXX,-
SEP110651	#1 Single Switch, Ø 30 mm, Black	XXX,-
SEP110654	#1 Single Switch, Ø 30 mm, Blue	XXX,-
SEP110653	#1 Single Switch, Ø 30 mm, Green	XXX,-
SEP110652	#1 Single Switch, Ø 30 mm, Red	XXX,-
SEP110655	#1 Single Switch, Ø 30 mm, Yellow	XXX,-
SEP110534	#1 Twister Switch – Black	XXX,-
SEP110535	#1 Twister Switch – Green	XXX,-
SEP110536	#1 Twister Switch – Red	XXX,-

#1 Switch Mounting

SEP110560	#1 Switch Mounting, Link-It To The Hand Control Not With HD Allround Joystick Or Space Disk Mount	XXX,-
SEP110566	#1 Switch Mounting, Link-It To The Armrest (Opposite Site As The Hand Control) Armrest Rail Mount	XXX,-
SEP110561	#1 Switch Mounting, Link-It To The Headrest	XXX,-
SEP110563	#1 Switch Mounting, Link-It To The Seat Rail Operated By Knee, If Two Switches Selected, One Mounted On The Right Side, One On The Left	XXX,-
SEP110565	#1 Switch Mounting, Link-It To Chin Boom No Left / Right Switch Selection Required	XXX,-
SEP110569	#1 Omit Switch Mounting Switches Attached Lose	XXX,-

#1 Switch Mounting Location

SEP110572	#1 Switch Mounting Location, Right	XXX,-
SEP110571	#1 Switch Mounting Location, Left	XXX,-

#1 Satellite Switches Only For Allround Joystick, Maximum 2 Selectable

SEP110537	#1 Satellite Switch – Black	XXX,-
SEP110538	#1 Satellite Switch – Green	XXX,-
SEP110539	#1 Satellite Switch – Red	XXX,-

#2 Switch Selection

SEP110631	#2 Single Switch, Ø 64 mm, Black	XXX,-
SEP110632	#2 Single Switch, Ø 64 mm, Red	XXX,-
SEP110633	#2 Single Switch, Ø 64 mm, Green	XXX,-
SEP110088	#2 Egg Switch – Black	XXX,-
SEP110089	#2 MicroLite Switch – Black	XXX,-
SEP110671	#2 Single Switch, Ø 30 mm, Black	XXX,-
SEP110674	#2 Single Switch, Ø 30 mm, Blue	XXX,-
SEP110673	#2 Single Switch, Ø 30 mm, Green	XXX,-
SEP110672	#2 Single Switch, Ø 30 mm, Red	XXX,-
SEP110675	#2 Single Switch, Ø 30 mm, Yellow	XXX,-
SEP110095	#2 Twister Switch – Black	XXX,-
SEP110096	#2 Twister Switch – Green	XXX,-
SEP110097	#2 Twister Switch – Red	XXX,-

#2 Switch Mounting 		
SEP110098	#2 Switch Mounting, Link-It To The Hand Control Not With HD Allround Joystick Or Space Disk Mount	XXX,-
SEP110099	#2 Switch Mounting, Link-It To The Armrest (Opposite Site As The Hand Control) Armrest Rail Mount	XXX,-
SEP110100	#2 Switch Mounting, Link-It To The Headrest	XXX,-
SEP110104	#2 Switch Mounting, Link-It To The Seat Rail Knee, If 2 Switches Selected Only Left And Right Mount	XXX,-
SEP110105	#2 Switch Mounting, Link-It To Chin Boom No Left / Right Switch Selection Required	XXX,-
SEP110106	#2 Omit Switch Mounting Switches Attached Lose	XXX,-
#2 Switch Mounting Location		
SEP110108	#2 Switch Mounting Location, Right	XXX,-
SEP11107	#2 Switch Mounting Location, Left	XXX,-
#2 Satellite Switches Only For Allround Joystick, Maximum 2 Selectable		
SEP110111	#2 Satellite Switch – Black	XXX,-
SEP110112	#2 Satellite Switch – Green	XXX,-
SEP110113	#2 Satellite Switch – Red	XXX,-
Multi-Function Switches Used In Combination With Assignable Button Programming		
SEP110550	Mini 2 Button (Stereo Plug) Attached Lose, When Ordered. No Link-It Fixation Possible	XXX,-
SEP110551	Mini 2 Button (Dual Mono Plug) Attached Lose, When Ordered. No Link-It Fixation Possible	XXX,-
SEP110552	Mini 4 Button InLine (DB9 Connector) Attached Lose, When Ordered. No Link-It Fixation Possible	XXX,-
SEP110554	4-Way Toggle Switched Joystick	XXX,-
Accessories		
SEP110580	Mono Extension Cable (3.5 mm Jack Socket) (2 m)	XXX,-
SEP110581	Stereo Extension Cable (3.5 mm Jack Socket) (2 m)	XXX,-
SEP110582	Extension Cable DB9 (1 m)	XXX,-
SEP110583	Y-Cable, 2 Female Mono To 1 Male Stereo	XXX,-
Safety Devices		€
SEP090147	Remote Stop Switch (30 m Activation Range, Fit Via OBC Port) Not With VR2	XXX,-

Shroud Colours Q700 M

◀ **BACK**



// SEP100577

Drive Wheels & Castor Wheels & Mudguards & Kerb Climber

◀ **BACK**



// SEP070069



// SEP080213



// SEP010007



// SEP010008



// SEP090038

LED Lights & Chargers

◀ **BACK**



// SEP110201



// SEP110201



// SEP160101



// SEP160104

SEDEO PRO Back Cushions

◀ BACK



// SEP030109



// SEP030113



// SEP030114



// SEP030115



// SEP030116



// SEP030117

JAY J3 Back

◀ **BACK**



// JAY030012



// JAY030013



// JAY030045



// JAY030014

Seat Width in mm	Shallow Contour	Mid Contour	Mid Deep Contour / Extra Deep	Deep Contour / Extra Deep
	JAY030012	JAY030013	JAY030045/JAY030050	JAY030014/JAY030051
Maximum User Trunk Width in mm				
360	330	295	280	280
410	380	345	330	330
460	430	395	380	380
510	480	445	430	430

JAY J3 Back, Spine Align Fit Kit & Positioning Boxes

◀ **BACK**



// JAY090060-JAY090034



// JAY090059-JAY090031



// JAY090035



// JAY090036

JAY J3 Back, Chest Strap

◀ **BACK**



// JAY090040 - JAY090042

Headrest Pads & Headrest Mounts & Push Handle

◀ **BACK**



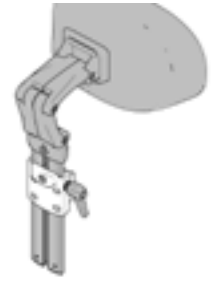
// SEP030430 & SEP030431



// WHT030401-WHT030403



// WHT030404-WHT030406



// SEP030433



// WHT030407



// WHT030408



// WHT030409



// WHT030410



// WHT030411



//SEP030204

SEDEO Seat Cushions

◀ **BACK**



// SEP020073



// SEP020074



// SEP020075



// SEP020076



// SEP020077



// SEP020078

JAY Seat Cushion

◀ **BACK**



// JAY020005



// JAY020003



// JAY020006



// JAY020010



// JAY020011



// JAY020018



// JAY020019



// JAY020020

Armrest Types & Arm Pads

◀ **BACK**



// SEP040019



// SEP040021



// SEP040123



// SEP040027



// SEP040023



// SEP040204



// SEP040070

Fixed Centre Mount Legrest & Centre Mount Legrest

◀ **BACK**



// SEP050086



// SEP050140

SEDEO PRO Swing Away Legrest & Support Options & Power Centre Mount Legrest

◀ **BACK**



// SEP050016



// SEP050076

Remote Joystick – R-Net & Joystick Mounting

◀ **BACK**



// SEP110017



// SEP110013



// SEP110018



// SEP110056

Remote Joystick – VR2

◀ **BACK**



// SEP110036



// SEP110037

Joystick Knobs

◀ **BACK**



// SEP090505



// SEP090045



// SEP090507



// SEP090508



// SEP090509



// SEP090512



// SEP090511



// SEP090506

Electronic Programmable – R-Net

◀ **BACK**



// SEP090066

Power Modules – Seating / Lighting Module Control – R-Net 

◀ **BACK**



// SEP110004

Attendant Controls

◀ **BACK**



// SEP110021

#1 Ctrl+5- Switch Box Options & OMNI2 Input Control Module – R-Net

◀ **BACK**



// SEP110175



// SEP110176



// SEP090068



// SEP110116

Head Control

◀ BACK



// SEP110401 - SEP110406



// SEP110370 // SEP110371

Chin Control & Hand Control

◀ BACK



// SEP110470 // SEP110301



// SEP110471 // SEP110302



// SEP110472 // SEP110473
// SEP110304 // SEP110305



// SEP110306 - SEP110309
// SEP110474 - SEP110477



// SEP110475 // SEP110477
// SEP110307 // SEP110310

Table Top Controls

◀ BACK



// SEP110143

Switches

◀ BACK



// SEP110651 - SEP110655
// SEP110671 - SEP110675



// SEP110523



// SEP110524



// SEP110611 - SEP110613
// SEP110631 - SEP110633



// SEP110537 - QPP110539



// SEP110534 - QPP110536



// SEP110551



// SEP110552

Switch Mounting

◀ BACK



// SEP110526 // SEP110566



// SEP110566 // SEP110526
// SEP110529



// SEP110560 // SEP110572
// SEP110013 // SEP110056
// SEP110529 // SEP110526



// SEP110563

Hand Control Mounting

◀ **BACK**



// SEP110353 // SEP110302
// SEP110362



// SEP110353 // SEP110302
// SEP110362 // SEP110342



// SEP110302



// SEP110353 // SEP110361
// SEP110524 // SEP110526
// SEP110560



// SEP110353 // SEP110306
// SEP110362 // SEP110538
// SEP110539

Chin Control Mounting

◀ **BACK**



// SEP110480 // SEP110470
// SEP110471



// SEP110483 // SEP110484



// SEP110483 // SEP110484



// SEP110485 // SEP110486



// SEP110485 // SEP110474



// SEP110487 // SEP110471
// SEP110526 // SEP110529
// SEP110561 // SEP110572
// SEP110571



// SEP110487 // SEP110474

Comments For Adaption



Q700 M/F/R with SEDEO PRO

€

Base Price	00,000.00
Total Of Additional Equipment	
Packaging And Transport	
Exclusive VAT	
VAT	
Total Price	

Date

Signature

Day Month Year

**Sunrise Medical GmbH**

Kahlbachring 2-4
 D-69254 Malsch/HD
 Phone: +49 (0) 72 53 / 9 80-0
 Fax: +49 (0) 72 53 / 9 80-222
 E-Mail: export@sunrisemedical.de
www.SunriseMedical.eu