

# Q700® M/F

with  
SEDEO® PRO ADVANCED™



Rev.:11/2023  
Valid until 11/2024

## ORDER FORM

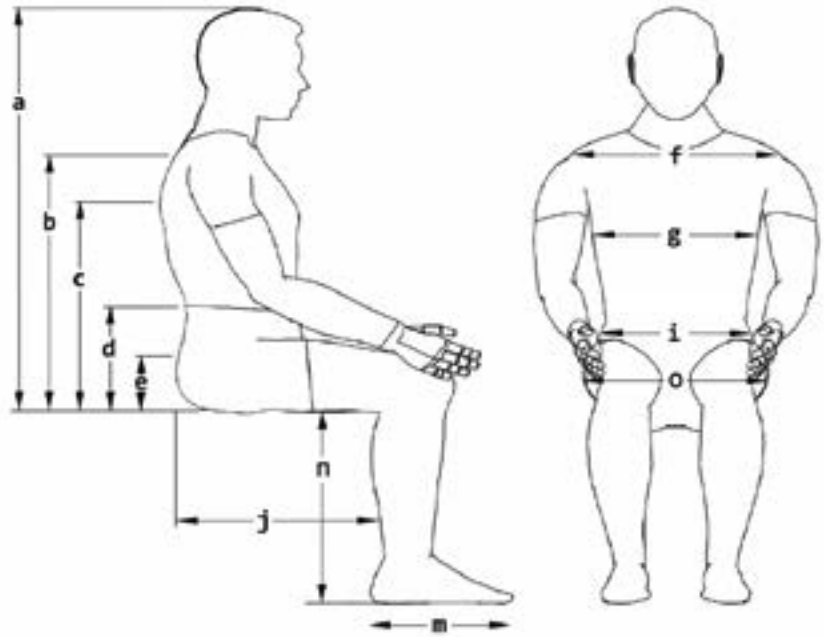
Errors and imissions excepted.

Billing Address Or Customer-ID			Shipping Address	Identical To Billing Address
C.-ID:			C.-ID:	
Name:			Name:	
Street:			Street:	
Town/PC:			Town/PC:	
E-Mail:			E-Mail:	
Phone:			Phone:	
Order Information			User Weight	
Order	Calculation	Built-4-Me®	<b>User Weight Capacity: 160 kg</b>	
Purchase Order No.:			<b>User Weight:</b> kg	
<b>Art. No.:</b> Q700 M SEDDEO PRO ADV. : 2310070M-000, Q700 F: SEDEO PRO ADV. 2310070F-000			Reimbursement Code: xxx	
Order Date:	Day	Month	Year	

Base Price € **XX.XXX,-**

## Client Measurements

a) Top Of Head To Seat	mm
b) Top Of Shoulder To Seat	mm
c) Underarm To Seat	mm
d) Elbow To Seat	mm
e) Top Of Pelvis To Seat	mm
f) Shoulder Width	mm
g) Trunk Width	mm
i) Hip Width	mm
j) Actual Sitting Depth	mm
m) Foot Length	mm
n) Lower Leg Length	mm
o) Actual Seat Width	mm



## Seating Specifications

DAHL Approved For Q700 M and Q700 F [Max. 136kg User Weight]		<b>Seat Type</b>	SEDEO PRO ADVANCED
<b>Typical WC Weight</b>	Without Batteries 117 kg	<b>Seat Size Range</b>	Width 380 - 560 mm, Depth 400 - 560 mm
	With Batteries 160 kg	<b>Seat To Floor Height Range</b>	430 mm - 480 mm
<b>Power Seating</b>	50° of CG Tilt And Power Recline With 180 mm Mechanical Shear Reduction / 300 mm Seat Elevator		

## MWD Base Specifications

<b>User Weight Capacity</b>	160 kg	<b>Drive Wheels</b>	14" Drive Wheels (Black)
<b>Base Size</b>	Width Min. 622 mm	<b>Tires / Castors</b>	6" Front / 6" Rear (Black)
<b>Drive Control</b>	R-Net PM 90A/120A (Expandable)	<b>Charger</b>	8 A Dual Mode Charger
<b>Driving Range</b>	Up To 40 km	<b>Battery Size</b>	60 And 80 Ah Batteries
<b>Drive Motors</b>	4-Pole 6 kph, Options 8, 10 And 12.5 kph	<b>Colour Accents</b>	7 Colour Accents
<b>Ground Clearance</b>	90 mm	<b>Frame Colour</b>	Black

## FWD Base Specifications

<b>User Weight Capacity</b>	160 kg	<b>Drive Wheels</b>	14" Drive Wheels (Black)
<b>Base Size</b>	Width Min. 640 mm	<b>Tires / Castors</b>	9" Rear (Black)
<b>Drive Control</b>	R-Net PM 90A/120A (Expandable)	<b>Charger</b>	8 A Dual Mode Charger
<b>Driving Range</b>	Up To 40 km	<b>Battery Size</b>	60 And 80 Ah Batteries
<b>Drive Motors</b>	4-Pole 6 kph, Options 8, 10 And 12.5 kph	<b>Colour Accents</b>	7 Colour Accents
<b>Ground Clearance</b>	60 mm	<b>Frame Colour</b>	Black

For Optimum Comfort & Driving Experience Of Your FWD Powerchair, Recommended Seat Depth Relationship To User Weight Is: 75 kg User Weight: SD40 - SD 44 cm; 90 kg User Weight: SD46 - SD50 cm; 160 kg User Weight: SD50 - SD56 cm.  
Where Wheelchair Configuration Allows, A Recommended Backrest Angle Of 95° And A Seat Tilt Of 5° Will Further Improve The Driving Experience.

## Base

## Q700 Drive Bases

		€
QEP000009	<b>Q700 M (MWD Base Chair)</b>	XXX,-
QEP000017	<b>Q700 F (FWD Base Chair)</b>	XXX,-

## Motor Packages

		€
QEP180009	4-Pole Motor, 6 kph / 4 mph (8 kph Motor With Reduced Speed) Motors optimised only for use with QEP110003 Power Module, R-Net, 90A	XXX,-
QEP180010	4-Pole Motor, 8 kph / 5 mph Motors optimised only for use with QEP110003 Power Module, R-Net, 90A	XXX,-
QEP180007	4-Pole Motor, 10 kph / 6.5 mph If FWD Selected: Highly Recommended With Traction Control System Motors optimised only for use with QEP110004 Power Module, R-Net, 120A	XXX,-
QEP180008	4-Pole Motor, 12.5 kph / 8 mph If FWD Selected: Only In Combination With Traction Control System, Motors optimised only for use with QEP110004 Power Module, R-Net, 120A	XXX,-

## Tracking

		€
QEP110009	Traction Control System For R-Net (GYRO Technology)	XXX,-
QEP110014	Omit Traction Control System For R-Net	XXX,-

Drive Wheels 

		€
QEP070032	Drive Wheel, 14", Pneumatic, V-Type, Black	XXX,-
QEP070031	Drive Wheel, 14", Solid, V-Type, Black	XXX,-
QEP070034	Drive Wheel, 14", Pneumatic, Knobby, Black	XXX,-
QEP070033	Drive Wheel, 14", Solid, Knobby, Black	XXX,-

Castor Wheels 

		€
<b>MWD Base</b>		
QEP080206	Castor Wheel, 6", Solid, Black	XXX,-
<b>FWD Base</b>		
QEP080210	Castor Wheel, 9", Solid, Black	XXX,-
QEP080211	Castor Wheel, 9", Pneumatic, Black	XXX,-

Mudguards (FWD) 

		€
QEP010007	Mudguard, Drive Wheel	XXX,-
QEP010008	Mudguard, Castor Wheel, 9"	XXX,-

## Base

## Colour Accents

		€
QEP140005	Apple Green (RAL 110 70 77)	XXX,-
QEP140004	Black (RAL 9005)	XXX,-
QEP140003	Blue (RAL 260 40 45)	XXX,-
QEP140006	Orange (RAL 060 60 80)	XXX,-
QEP140002	Red (RAL 040 40 67)	XXX,-
QEP140007	Silver (RAL 9006)	XXX,-
QEP140001	White (RAL 9010)	XXX,-

LED Lights & Indicators 

		€
QEP110201	LED Light And Indicator QEP110031 Lighting Module, R-Net LM Required, Approved for Road Use	XXX,-
QEP110202	LED Fender Light QEP110031 Lighting Module, R-Net LM Required, Fender Light - Not Road Approved and Without Indicators	XXX,-
QEP110209	Omit Light And Indicator	XXX,-

**Seat Heights** Measured From Front Of Seat Pan To Floor. Obtain Quote To Verify Seat To Floor Heights €

SH43	430 mm Only With QEP160001 Battery, 60 Ah, Gel, Maintenance Free	-
SH445	445 mm Only With QEP160001 Battery, 60 Ah, Gel, Maintenance Free	-
SH46	460 mm	-
SH47	470 mm	-
SH48	480 mm	-

**Batteries & Chargers** €**Battery**

QEP160001	Battery, 60 Ah, Gel, Maintenance-Free	XXX,-
QEP160005	Battery, 80 Ah, Gel, Maintenance-Free Only With Battery Charger 220 V / 10 A To Reduce Reloading Time	XXX,-
QEP160009	Omit Batteries	XXX,-

**Chargers**

QEP160101	Charger, Automatic, 220 V / 8 A	XXX,-
QEP160100	Charger, Automatic, 220 V / 8 A, UK	XXX,-
QEP160102	Charger, Classic, 220 V / 8 A, IP54	XXX,-
QEP160103	Charger, Automatic, 220 V / 10 A, UK	XXX,-
QEP160104	Charger, Automatic, 220 V / 10 A	XXX,-
QEP160109	Omit Charger	XXX,-

**Powered Seating****Power Setting Options** €

QEP130011	Fixed Tilt Module (Adjustable 0°, 3°, 6°, 9°, Factory Setting 6°)	-
QEP130006	Seat Elevator (300 mm) / Tilt Module (Tilt 0° - 50°), Powered	-

**C-Me Function** €

QEP110034	C-Me Function, Enabled 4.5 kph Max. Speed When Elevated, Max. Recline 120° When Lifted	-
QEP110035	C-Me Function, Disabled 1.5 kph Max. Speed When Elevated, Max. Recline 175° When Lifted, Seat Depth Related	XXX,-

**Backrest Frame Type** €

QEP030047	Backrest, Powered Recline, 90° - 175° With 180 mm Mechanical Anti-Shear	-
-----------	---	---

**Back Cushion Type** €**SEDEO PRO (See Section A)**

QEP030104	SEDEO PRO, Back Cushion	-
-----------	-------------------------	---

**JAY Syncra (See Section B)**

QEP030216	JAY Syncra, Back Cushion	-
-----------	--------------------------	---

**JAY J3 (See Section C)**

QEP030054	JAY J3, Back Cushion	XXX,-
-----------	----------------------	-------

**Interfaces**

QEP030107	SEDEO PRO, Interface Only For Back Cushion, Flexible	-
QEP030055	JAY J3, Interface Only	-
QEP030217	JAY Syncra, Interface Only	-
QEP030209	Omit Back Cushion	-

**A – SEDEO PRO Back Size**

€

**Back Cushion Width**

BW38	380 mm, For Effective Back Width 380 mm	–
BW42	420 mm, For Effective Back Width 380 - 420 mm	–
BW46	460 mm, For Effective Back Width 420 - 460 mm	–
BW50	500 mm, For Effective Back Width 460 - 500 mm	–
BW54	540 mm, For Effective Back Width 500 - 540 mm	–
BW56	560 mm, For Effective Back Width 520 - 560 mm	–

**Back Cushion Height**

BH44	440 mm, For Effective Back Height 510 - 570 mm	–
BH50	500 mm, For Effective Back Height 570 - 630 mm	–
BH56	560 mm, For Effective Back Height 630 - 700 mm	–

**Installed Back Height (From Seat Pan to Top of Back)**

BIH51	510 mm (440 mm Back Cushion Height)	–
BIH54	540 mm (440 mm Back Cushion Height)	–
BIH57	570 mm (440 mm Back Cushion Height)	–
BIH57_1	570 mm (500 mm Back Cushion Height)	–
BIH60	600 mm (500 mm Back Cushion Height)	–
BIH63	630 mm (500 mm Back Cushion Height)	–
BIH63_1	630 mm (560 mm Back Cushion Height)	–
BIH66	660 mm (560 mm Back Cushion Height)	–
BIH70	700 mm (560 mm Back Cushion Height)	–

**A – SEDEO PRO Back Cushion **

€

QEP030116	SEDEO PRO, Back Cushion, Flexible, Deep Contour, Active, Adjustable Straps	XXX,-
QEP030117	SEDEO PRO, Back Cushion, Flexible, Extra Deep Contour, Active, Adjustable Straps	XXX,-

**A – SEDEO PRO Back Cushion Cover**

€

QEP030108	Back Cushion Cover, Comfort	XXX,-
-----------	-----------------------------	-------

**B – JAY Syncra **

€

**B – JAY Syncra Back Width**

€

Back Can Be Ordered A Different Width Than Seat Pan. Armrest Is Adjusted To Back Width Ordered

BW40	400 mm (Adjustment range 400 mm to 430 mm, Contour Depth 75 mm)	-
BW46	460 mm (Adjustment range 460 mm to 480 mm, Contour Depth 75 mm)	-
BW51	510 mm (Adjustment range 510 mm to 530 mm, Contour Depth 75 mm)	-
BW56	560 mm (Adjustment range 560 mm to 585 mm, Contour Depth 75mm)	-

**B – JAY Syncra Back Shell Options And Height Ranges**

€

JAY Syncra back shells are mounted with a minimum 14 cm gap between the bottom of the shell to the seat pan to accommodate the mechanical anti-shear. Back height can be adjusted in the field within the ranges shown based on the back frame type.

**JAY Syncra Shell Height**

BW40	400 mm Tall Shell (560 mm to 610 mm Back Height)	-
BW46	460 mm Tall Shell (610 mm to 660 mm Back Height)	-
BW51	510 mm Tall Shell (660 mm to 710 mm Back Height)	-
BW56	560 mm Tall Shell (710 mm to 760 mm Back Height)	-

**JAY Syncra Back Installed Back Height (From Pan to Top of Back)**

BIH56	560 mm (400 mm Shell Height)	-
BIH585	585 mm (400 mm Shell Height)	-
BIH61	610 mm (400 mm Shell Height)	-
BIH61_1	610 mm (460 mm Shell Height)	-
BIH635	635 mm (460 mm Shell Height)	-
BIH66	660 mm (460 mm Shell Height)	-
BIH66_1	660 mm (510 mm Shell Height)	-
BIH685	685 mm (510 mm Shell Height)	-
BIH71	710 mm (510 mm Shell Height)	-
BIH71_1	710 mm (560 mm Shell Height)	-
BIH735	735 mm (560 mm Shell Height)	-
BIH76	760 mm (560 mm Shell Height)	-

**B – JAY Syncra Back Upholstery**

€

JAY030060	Syncra 3DX Microclimatic	XXX,-
-----------	--------------------------	-------

**B/C – JAY Lateral Thoracic Swing-Away Supports (Requires Pad, Upholstery and Mount)**

€

**JAY Lateral Thoracic Support Pads**

JAY090021	Lateral Thoracic (L x H) 100 mm x 127 mm - Right	XXX,-
JAY090012	Lateral Thoracic (L x H) 100 mm x 127 mm - Left	XXX,-
JAY090022	Lateral Thoracic (L x H) 100 mm x 152 mm - Right	XXX,-
JAY090013	Lateral Thoracic (L x H) 100 mm x 152 mm - Left	XXX,-
JAY090023	Lateral Thoracic (L x H) 152 mm x 100 mm - Right	XXX,-
JAY090014	Lateral Thoracic (L x H) 152 mm x 100 mm - Left	XXX,-

**JAY Lateral Thoracic Support Pad Upholstery**

JAY090110	Syncra 3DX Microclimatic	XXX,-
-----------	--------------------------	-------

**JAY Lateral Thoracic Swing-Away Mount**

JAY090028	Lateral Thoracic Swing Away Bracket - Right	XXX,-
JAY090019	Lateral Thoracic Swing Away Bracket - Left	XXX,-

**JAY Fixed Lateral Support Accessory Hardware**

JAY090111	Fixed Lateral Support Accessory (L x H) 90 mm x 140 mm - Right JAY Fixed Lateral Support Is Adjustable - Syncra Back Only To Increase The Contour Depth Up To 120 mm - Not Available With JAY 3 Back	XXX,-
JAY090112	Fixed Lateral Support Accessory (L x H) 90 mm x 140 mm - Left JAY Fixed Lateral Support Is Adjustable - Syncra Back Only To Increase The Contour Depth Up To 120 mm - Not Available With JAY 3 Back	XXX,-

**C – JAY J3 Back Size**

€

JAY030111	JAY J3 Back Size, 410 mm	XXX,-
JAY030112	JAY J3 Back Size, 460 mm	XXX,-
JAY030113	JAY J3 Back Size, 510 mm	XXX,-

**C – JAY J3 Back, Mid Deep Contour **

€

JAY030042	JAY J3 Back, Mid Deep Contour, Upper Thoracic, Medium, 460 mm	XXX,-
-----------	---	-------

**C – JAY J3 Back, Deep Contour **

€

JAY030014	JAY J3 Back, Deep Contour, Upper Thoracic, Short, 420 mm	XXX,-
JAY030021	JAY J3 Back, Deep Contour, Upper Thoracic, Medium, 460 mm	XXX,-
JAY030027	JAY J3 Back, Deep Contour, Upper Thoracic, Tall, 500 mm	XXX,-

**C - JAY J3 Installed Back Height (From Pan to Top of Back)**

€

BIH53	530 mm (420mm Shell Height)	XXX,-
BIH56	560 mm (420mm Shell Height)	XXX,-
BIH585	585 mm (420mm Shell Height)	XXX,-
BIH585_1	585 mm (460mm Shell Height)	XXX,-
BIH61	610 mm (460mm Shell Height)	XXX,-
BIH61_1	610 mm (500mm Shell Height)	XXX,-
BIH635	635 mm (500mm Shell Height)	XXX,-
BIH66	660 mm (500mm Shell Height)	XXX,-

**C – JAY J3 Back, Spine Align Fit Kit** 

€

**Spine Align Mini Fit Kit II**

JAY090032	JAY J3 Spine Align Mini Fit Kit II, 410 mm	XXX,-
JAY090033	JAY J3 Spine Align Mini Fit Kit II, 460 mm	XXX,-
JAY090034	JAY J3 Spine Align Mini Fit Kit II, 510 mm	XXX,-

**Positioning Boxes**

JAY090035	JAY J3 Positioning Box For Back	XXX,-
JAY090036	JAY J3 Hardware Box For Back	XXX,-

**C – JAY J3 Back, Chest Strap** 

€

JAY090040	JAY J3 Chest Strap, Centre Open Harness, 4 Point Strap, Medium	XXX,-
JAY090041	JAY J3 Chest Strap, Centre Open Harness, 4 Point Strap, Large	XXX,-
JAY090042	JAY J3 Chest Strap, Centre Open Harness, 4 Point Strap, Extra Large	XXX,-

**Headrest Pad** 

€

QEPO30430	SEDEO, Headrest Pad, Small, (LxH) 240 x 150 mm Only Use With SEDEO Headrest Mount	XXX,-
QEPO30431	SEDEO, Headrest Pad, Small, With Cover, (LxH) 240 x 150 mm Only Use With SEDEO Headrest Mount	XXX,-
QEPO30432	SEDEO, Headrest Pad, Flexible, (LxH) 400 x 110 mm Only Use With SEDEO Headrest Mount	XXX,-
WHT030401	Whitmyer, Headrest Pad, Plush, (LxH) 203 x 127 mm Only Use With Whitmyer Headrest Mount	XXX,-
WHT030402	Whitmyer, Headrest Pad, Plush, (LxH) 254 x 127 mm Only Use With Whitmyer Headrest Mount	XXX,-
WHT030403	Whitmyer, Headrest Pad, Plush, (LxH) 356 x 127 mm Only Use With Whitmyer Headrest Mount	XXX,-
WHT030404	Whitmyer, Headrest Pad, Adjust-A-Plush, Small, (LxH) 355 x 76 mm Only Use With Whitmyer Headrest Mount	XXX,-
WHT030406	Whitmyer, Headrest Pad, Adjust-A-Plush, Large, (LxH) 460 mm x 127 mm Only Use With Whitmyer Headrest Mount	XXX,-

**Headrest Mount** 

€

Choose A Whitmyer Headrest Mount And Headrest Receiver In Case You Would Like To Add A Head Control In The Special Control Section

QEPO30433	SEDEO, Headrest Mount	XXX,-
QEPO30434	SEDEO, Headrest Mount, With Quick Release	XXX,-
WHT030407	Whitmyer, Headrest Mount, LINX	XXX,-
WHT030408	Whitmyer, Headrest Mount, LINX <sup>2</sup>	XXX,-
WHT030409	Whitmyer, Headrest Mount, AXYS	XXX,-
WHT030410	Whitmyer, Headrest Mount, AXYS, Offset	XXX,-
WHT030411	Whitmyer, Headrest Mount, COBRA XTRA Flip Back	XXX,-

**Headrest Receiver**

€

QEPO30120	Headrest Receiver, Backrest Frame Mount	XXX,-
-----------	---	-------

**Push Handles**

€

QEPO30202	Push Handles, Fixed	XXX,-
QEPO30200	Omit Push Handles	XXX,-

**Seat Rail** €

QEPO20085	Seat Rail, Short, For Seat Depth 400 - 560 mm	–
QEPO20069	Seat Rail, Long, For Seat Depth 460 - 560 mm Seat Depth 460 mm - Seat Depth 520 mm Not Available With Seat Width 380 mm - Seat Width 460 mm	XXX,-

**Seat Cushion Type** €**SEDEO (See Section D)**

QEPO20027	SEDEO, Seat Cushion	–
-----------	---------------------	---

**JAY Syncra (See Section E)**

QEPO20132	Jay Syncra, Seat Cushion	XXX,-
-----------	--------------------------	-------

**Omit (Select Seat Width And Depth in Section D)**

QEPO20110	Omit Seat Cushion	XXX,-
-----------	-------------------	-------

**D – SEDEO Seat Size** €**Seat Cushion Width**

SW38	380 mm, For Effective Seat Width 380 mm	–
SW42	420 mm, For Effective Seat Width 380 - 420 mm	–
SW46	460 mm, For Effective Seat Width 420 - 460 mm	–
SW50	500 mm, For Effective Seat Width 460 - 500 mm	–
SW54	540 mm, For Effective Seat Width 500 - 540 mm	–
SW56	560 mm, For Effective Seat Width 520 - 560 mm	–

**Seat Cushion Depth**

SD40	400 mm, Comes With Cushion Size 460 mm If MWD Selected: The Max. Recline is 160° If FWD Selected: The Max. Recline is 150°	–
SD42	420 mm, Comes With Cushion Size 460 mm If MWD Selected: The Max. Recline is 160° If FWD Selected: The Max. Recline is 150°	–
SD44	440 mm, Comes With Cushion Size 460 mm If MWD Selected: The Max. Recline is 170° If FWD Selected: The Max. Recline is 150°	–
SD46	460 mm, Comes With Cushion Size 500 mm If Filler Module Selected: The Max. Recline is 170° If FWD & Lift/Tilt Module Selected: The Max. Recline is 150°	–
SD48	480 mm, Comes With Cushion Size 500 mm If Filler Module Selected: The Max. Recline is 170° If FWD & Lift/Tilt Module Selected: The Max. Recline is 150°	–
SD50	500 mm, Comes With Cushion Size 500 mm If Filler Module Selected: The Max. Recline is 170° If FWD & Lift/Tilt Module Selected: The Max. Recline is 150°	–
SD52	520 mm, Comes With Cushion Size 560 mm If Filler Module Selected: The Max. Recline is 170°	–
SD54	540 mm, Comes With Cushion Size 560 mm If Filler Module Selected: The Max. Recline is 170°	–
SD56	560 mm, Comes With Cushion Size 560 mm If Filler Module Selected: The Max. Recline is 170°	–

**D – SEDEO Seat Cushions** €

QEPO20073	SEDEO, Seat Cushion, Profiled, Height 70 mm	XXX
QEPO20076	SEDEO, Seat Cushion, Support Memory, Height 90 mm	XXX

**D – SEDEO Seat Cushion Cover** €

QEPO20518	Seat Cushion Cover, Incontinence Protection	XXX
QEPO20080	Seat Cushion Cover, Comfort	XXX

**D/E – SEDEO Seat Boards** €

QEPO20082	SEDEO, Seat Board, Flat, Depth-Adjustable, Cushions Guide At Rear	XXX
QEPO20083	SEDEO, Seat Pan, 50 mm, Depth-Adjustable, Cushions Guide At Rear	XXX
QEPO20084	SEDEO, Seat Pan, 75 mm, Depth-Adjustable, Cushions Guide At Rear	XXX



**E – JAY Syncra Seat Size**

€

**Seat Cushion Width**

SW40	400 mm	–
SW43	430 mm	–
SW46	460 mm	–
SW48	480 mm	–
SW51	510 mm	–
SW56	560 mm	–

**Seat Cushion Depth**

SD40	400 mm If MWD Selected: The Max. Recline is 160°. If FWD Selected: The Max. Recline is 150°.	–
SD43	430 mm If FWD Selected: The Max. Recline is 150°. If MWD Selected: The Max. Recline is 170°.	–
SD46	460 mm If Filler Module Selected: The Max. Recline is 170°. If FWD & Lift/Tilt Module Selected: The Max. Recline is 150°.	–
SD48	480 mm If Filler Module Selected: The Max. Recline is 170°. If FWD & Lift/Tilt Module Selected: The Max. Recline is 170°.	–
SD51	510 mm If Filler Module Selected: The Max. Recline is 170°.	–
SD56	560 mm If Filler Module Selected: The Max. Recline is 170°.	–

**E – JAY Syncra Seat Cushions**

€

JAY020030	JAY Syncra Cushion with Visco Foam	XXX,-
JAY020031	JAY Syncra Cushion featuring JAY Cryo/Flow Fluid	XXX,-

**JAY Syncra Cushion Cover Upholstery**

€

JAY020040	Syncra 3DX Microclimatic	XXX,-
JAY020041	Syncra Incontinence Protection	XXX,-

**Knee & Thigh Supports**

€

QEP020342	Knee Support, Lateral, 120 x 120 mm, Swing Away, Right	XXX,-
QEP020341	Knee Support, Lateral, 120 x 120 mm, Swing Away, Left	XXX,-
QEP020113	Thigh Support, Lateral, Small, 120 x 120 mm, Removable, Right	XXX,-
QEP020114	Thigh Support, Lateral, Small, 120 x 120 mm, Removable, Left	XXX,-
QEP020121	Thigh Support, Lateral, Large, 180 x 120 mm, Removable, Right Not Available With QEP040036 Side Guard	XXX,-
QEP020122	Thigh Support, Lateral, Large, 180 x 120 mm, Removable, Left Not Available With QEP040036 Side Guard	XXX,-

**Armrest Type**

€

QEP040070	Armrest, Reclining, Multi-Adjustable, Flip Back	XXX,-
-----------	---	-------

**Arm Pads**

€

QEP040023	Arm Pad, Integral Foam, 300 mm, Right	XXX,-
QEP040024	Arm Pad, Integral Foam, 300 mm, Left	XXX,-
QEP040025	Arm Pad, Integral Foam, 400 mm, Right	–
QEP040026	Arm Pad, Integral Foam, 400 mm, Left	–
QEP040029	Omit Arm Pad, Right	XXX,-
QEP040030	Omit Arm Pad, Left	XXX,-

**Comfort Arm Pads**

QEP040204	Arm Pad, Comfort, Padded, PU Coated, 400 mm, Right	XXX,-
QEP040203	Arm Pad, Comfort, Padded, PU Coated, 400 mm, Left	XXX,-

**Hemiplegia Arm Pads**

QEP040031	Arm Pad, Hemiplegia, Integral Foam, Right Not Available With Tray Table QEP090040 / QEP090046 / QEP110143	XXX,-
QEP040032	Arm Pad, Hemiplegia, Integral Foam, Left Not Available With Tray Table QEP090040 / QEP090046 / QEP110143	XXX,-

**Side Guard Pads For Armrests**

€

**Side Guard Pads For Armrest, Reclining, Multi-Adjustable, Flip Back**

QEP040036	Side Guard, Mounted On Seat Rail Bracket	XXX,-
-----------	--	-------

**Power Centre Mount Legrest **

€

QEP050076	Centre Mount Legrest, Powered, 90° - 180°, 175 mm Extension	XXX,-
QEP050071	Centre Mount Legrest, Powered, 90° - 180°, 175 mm Extension, Footplate To Floor	XXX,-

**Footplates**

QEP050072	Footplate, Dual, Height- And Angle-Adjustable, 260 x 150 mm	XXX,-
QEP050073	Footplate, Dual, Height- And Angle-Adjustable, Large, 310 x 170 mm	XXX,-

**Pad Options**

QEP050092	Calf Pad, Integral Foam, Pair	XXX,-
-----------	-------------------------------	-------

**Positioning Supports & Accessories **

€

QEP090047	Positioning Belt, Aircraft Buckle, 50 x 1300 mm	-
QEP090048	Positioning Belt, Aircraft Buckle, Padded, 50 x 1300 mm	XXX,-
QEP090110	Rear View Mirror, Right	XXX,-
QEP090118	Rear View Mirror, Left	XXX,-
QEP090122	Transfer Bar Not Available With Knee Support	XXX,-
QEP090600	Black Utility Backpack (Requires Push Handles)	XXX,-
QEP090172	Ram Mount Phone	XXX,-
QEP090173	Ram Mount Tablet	XXX,-
QEP090174	Ram Mount Cup Holder	XXX,-
QEP090175	Reflectors (Backrest shroud mounted)	XXX,-

**Tray Table (Mounted Opposite Joystick)**

QEP090040	Tray Table, Width-Adjustable, Swing Away	XXX,-
QEP090046	Tray Table, Half-Side, Swing Away	XXX,-

**Tray Table Accessories**

QEP090125	Partial Padding For Tray Table Not available with QEP090046 Tray Table, Half-Side, Swing Away	XXX,-
QEP090126	Raised Edges, Acrylic For Tray Table Not available with QEP090046 Tray Table, Half-Side, Swing Away	XXX,-

**Joystick / Electronics****Remote Joystick – R-Net **

€

QEP110017	Remote Joystick, R-Net, Colour LCD	-
QEP110018	Remote Joystick, R-Net, Colour LCD, Heavy Duty	XXX,-
QEP110013	Remote Joystick, R-Net, High Resolution Colour LCD, Advanced, Infrared Control Included	XXX,-
QEP110023	Remote Joystick, R-Net, High Resolution Colour LCD, Advanced, Infrared And Bluetooth Control Included	XXX,-
QEP110019	Omit Remote Joystick, R-Net	XXX,-

**Joystick Mounting **

€

QEP110050	Joystick Mounting, Fixed	-
QEP110056	Joystick Mounting, Parallel, Swing Away, Capsulated	XXX,-

**Joystick Mounting Location**

€

QEP110052	Joystick Mounting Location, Right	-
QEP110053	Joystick Mounting Location, Left	-

**Display Language Selection**

QEP119000	German	QEP119004	Portuguese	QEP119009	Swedish	QEP119013	Slovak
QEP119001	English	QEP119005	Italian	QEP119010	Greek	QEP119014	Polish
QEP119002	French	QEP119006	Dutch	QEP119011	Finnish	QEP119015	Danish
QEP119003	Spanish	QEP119008	Norwegian	QEP119012	Czech		

**Joystick Knobs (Optional)** 

€

QEP090505	Joystick Knob, Golf Ball, Ø 42 mm	XXX,-
QEP090506	Joystick Knob, T-Bar, 82 mm Wide	XXX,-
QEP090507	Joystick Knob, Soft Ball, Ø 70 mm	XXX,-
QEP090508	Joystick Knob, Ball, Ø 35 mm	XXX,-
QEP090045	Joystick Knob, Allround, Ball, Ø 48 mm	XXX,-
QEP090509	Joystick Knob, Chin Cup, Ø 37 mm	XXX,-
QEP090512	Joystick Knob, Stick, 80 x 15 mm	XXX,-
QEP090511	Joystick Knob, Mushroom, Ø 45 mm	XXX,-

**Electronic Programmers – R-Net** 

€

QEP090066	Mobility Programmer With Dongle, R-Net	XXX,-
QEP090176	Wireless Programmer - WI-FI Dongle	XXX,-

**Power Module – R-Net** 

€

QEP110003	Power Module, R-Net, 90 A	XXX,-
QEP110004	Power Module, R-Net, 120 A	XXX,-

**Seating / Lighting Module Control – R-Net**

€

QEP110031	Lighting Module, R-Net	XXX,-
QEP110033	Actuator Control Module CxSM, R-Net	XXX,-

**Attendant Control** 

€

QEP110021	Attendant Control, Dual	XXX,-
QEP110020	Joystick Mounted As Attendant Control Choose Also Remote Joystick	XXX,-

**Attendant Mounting Location**

QEP110025	Attendant Mounting Location, Right	–
QEP110026	Attendant Mounting Location, Left	–

**Table Top Controls** 

€

QEP110143	Table Top Control, LCD, Centre Tray Mounted	XXX,-
-----------	---	-------

**Tray Table Mounting Location**

QEP110080	Tray Table Mounting Location, Left	–
QEP110081	Tray Table Mounting Location, Right	–

**Memory Seating and Pressure Relief Alert**

€

Biometric Repositioning, includes Memory Seating for 6 positions, Stand UP, Pressure Relief Relax, Lie Down Supine, Transfer (Anterior Tilt), Memory Seated (Lifted), Seated.

QEP190001	Biometric Repositioning (Includes Memory Seating)	Std.
-----------	---	------

Pressure Relief Alert and Recording (PRAR) - Programmable reminder to assist users to use their Pressure Relief Memory Seat Position, recommended in combination with CTRL+5 Option QEP110179. Without The CTRL+5 The Programming Of PRAR Feature Is Only Available With The PC Programmer (Not Via Joystick)

QEP190004	PRAR Enabled (Factory Set To Relax Axis, Duration 1 Minute)	–
-----------	---	---

**#1 Ctrl+5 Switch Box Options** 

€

QEP110043	#1 Ctrl+5 Switch Box With Free Assignable Functions	XXX,-
QEP110079	#1 Ctrl+5 Switch Box With Free Assignable Functions And Switch-It Remote Seating To Be Able To Get Full Functionality Of The Remote Seating It Is Required To Download The App From AppleStore (iOS) or Playstore (Adroid) And Install It On A Smartphone or Tablet. Enables Pressure Relief Alert And Recording (PRAR) Programming Via The App. Further Information And Instructions About The Remote Seating App Can Be Found On <a href="http://www.SunriseMedical.com">www.SunriseMedical.com</a>	XXX,-

**#1 Ctrl+5 Switch Box Mounting Location**

QEP110180	#1 Ctrl+5 Switch Box Mounting Location, Behind Joystick If Combined With Attendant Controll, Ctr/+5 Will Be Mounted To The Armrest	–
QEP110181	#1 Ctrl+5 Switch Box Mounting Location, Opposite Joystick If Combined With Attendant Controll, Ctr/+5 Will Be Mounted To The Armrest Not Available With Tray Table QEP090040 / QEP090046 / QEP110143	–

**#1 Ctrl+5 Switch Type**

QEP110175	#1 Ctrl+5 Switch Type With Push Buttons	–
QEP110176	#1 Ctrl+5 Switch Type With Toggle Switches	–

**#2 Ctrl+5 Switch Box Options** 

€

**#2 Ctrl+5 Switch Box Options**

QEP110220	#2 Ctrl+5 Switch Box With Free Assignable Functions	XXX,-
-----------	---	-------

**#2 Ctrl+5 Switch Box Mounting Location**

QEP110222	#2 Ctrl+5 Switch Box Mounting Location, Opposite Joystick If Combined With Attendant Controll, Ctr/+5 Will Be Mounted To The Armrest Not Available With Tray Table QEP090040 / QEP090046 / QEP110143	–
-----------	--	---

**#2 Ctrl+5 Switch Type**

QEP110226	#2 Ctrl+5 Switch Type With Push Buttons	–
QEP110227	#2 Ctrl+5 Switch Type With Toggle Switches	–

**Special Controls****OMNI2 Input Control Module – R-Net**  Choose OMNI2 Mount And Input Device in Sections Below And Choose Switches in Section F. €

QEP110116	OMNI2 Input Control Module, R-Net, Bluetooth, Infrared Remote Full VGA Display With Infrared, Separate Input Box With Bluetooth, USB Charger And Speaker	XXX,-
QEP110117	OMNI2 Input Control Module, R-Net, Scanning Mode, Bluetooth, Infrared Remote Full VGA Display With Infrared, Separate Input Box With Bluetooth, USB Charger And Speaker	XXX,-
QEP110118	OMNI2 Input Control Module, R-Net, Scanning Mode, Traction Control System (GYRO Technology), Bluetooth, Infrared Remote Full VGA Display With Infrared, Separate Input Box With Bluetooth, USB Charger And Speaker	XXX,-
QEP110008	Programming Service Not Discountable	XXX,-

**OMNI2 Module Mount** Choose OMNI2 Mount And Input Device in Sections Below And Choose Switches in Section F.  
If Used With Standard Joystick Selection, It Must Be Mounted Opposite Side. €

QEP110119	OMNI2 Module, Fixed Mount, Right	–
QEP110120	OMNI2 Module, Fixed Mount, Left	–
QEP110123	OMNI2 Module, Swing Away Mount, Right	XXX,-
QEP110124	OMNI2 Module, Swing Away Mount, Left	XXX,-

**Hand Control**  If Combined With Attendant Control, Ctrl+5 Will Be Mounted To The Armrest €**Proportional Input Devices**

QEP110301	Hand Control, Switch-It MicroGuide	XXX,-
QEP110302	Hand Control, Switch-It MicroPilot	XXX,-
QEP110304	Hand Control, Switch-It VersaGuide	XXX,-
QEP110305	Hand Control, Switch-It VersaGuide EZ Not With QEP090512 Joystick Knob, Stick, 80x15mm, QEP090511 Joystick Knob, Mushroom, Ø 45mm, QEP090506 Joystick Knob, T-Bar, 82mm Wide	XXX,-
QEP110306	Hand Control, Allround Joystick	XXX,-
QEP110307	Hand Control, Allround Joystick Light Only Use With Default Joystick Knob Or Joystick Knob, Allround, Ball Ø 48 mm	XXX,-

QEP110308	Hand Control, Allround Joystick Heavy Duty	XXX,-
QEP110309	Hand Control, Allround Joystick, R-Net Bus Enabled OMNI2 Module Not Required, Obligated To Have Master R-Net Module	XXX,-
QEP110310	Hand Control, Allround Joystick Light, R-Net Bus Enabled OMNI2 Module Not Required, Obligated To Have Master R-Net Module	XXX,-
QEP110311	Hand Control, Allround Joystick Heavy Duty, R-Net Bus Enabled OMNI2 Module Not Required, Obligated To Have Master R-Net Module	XXX,-

#### Proportional Input Devices, Price Inclusive OMNI2 Module and Traction Control System (GYRO Technology)

Choose OMNI2 mount and input device in sections below, and choose switches in section F.

QEP110044	Hand Control, Switch-It MicroGuide	XXX,-
QEP110045	Hand Control, Switch-It MicroPilot	XXX,-
QEP110047	Hand Control, Switch-It VersaGuide	XXX,-
QEP110048	Hand Control, Switch-It VersaGuide EZ Not With QEP090512 Joystick Knob, Stick, 80 x 15 mm, QEP090511 Joystick Knob, Mushroom, Ø 45mm, QEP090506 Joystick Knob, T-Bar, 82 mm Wide	XXX,-
QEP110049	Hand Control, Allround Joystick	XXX,-
QEP110059	Hand Control, Allround Joystick Light Only Use With Default Joystick Knob Or Joystick Knob, Allround, Ball Ø 48 mm	XXX,-
QEP110060	Hand Control, Allround Joystick Heavy Duty	XXX,-

### Hand Control Mounting Platforms

€

QEP110342	Hand Control Mounting, Link-It To The Space Disk, Hand Tray Only For Micro Series Joystick	XXX,-
-----------	---	-------

#### Hand Control Mounting

QEP110350	Hand Control Mounting, Link-It To The Armrest, Fixed Not With Control 5-Switch Box Behind Joystick QEP110180	XXX,-
QEP110353	Hand Control Mounting, Link-It To The Armrest, Swing Away Not With Control 5-Switch Box Behind Joystick QEP110180	XXX,-

#### Hand Control Mounting Location

QEP110362	Hand Control Mounting Location, Right	XXX,-
QEP110361	Hand Control Mounting Location, Left	XXX,-

### Head Control For Switch Selection See Section F. Choose A Whitmyer Headrest Mount On Previous Pages

€

#### Proportional Input Devices

QEP110370	Head Control, Switch-It Dual Pro, 3-Way Proportional, Facial Pads	XXX,-
QEP110371	Head Control, Switch-It Dual Pro, 3-Way Proportional Head Array, Spot Pads	XXX,-

#### Proportional Input Devices, Price Inclusive OMNI2 Module And Traction Control System (GYRO Technology)

Choose OMNI2 mount and input device in sections below, and choose switches in section F.

QEP110061	Head Control, Switch-It Dual Pro, Proportional Head Array, Facial Pads	XXX,-
QEP110062	Head Control, Switch-It Dual Pro, Proportional Head Array, Spot Pads	XXX,-

### Chin Control

€

#### Proportional Input Devices

QEP110470	Chin Control, Switch-It MicroGuide	XXX,-
QEP110471	Chin Control, Switch-It MicroPilot	XXX,-
QEP110472	Chin Control, Switch-It VersaGuide	XXX,-
QEP110473	Chin Control, Switch-It VersaGuide EZ Not With QEP090512 Joystick Knob, Stick, 80 x 15 mm, QEP090511 Joystick Knob, Mushroom, Ø 45mm, QEP090506 Joystick Knob, T-Bar, 82 mm Wide	XXX,-
QEP110474	Chin Control, Allround Joystick	XXX,-
QEP110475	Chin Control, Allround Joystick Light Only Use With Default Joystick Knob Or Joystick Knob, Allround, Ball Ø 48 mm	XXX,-
QEP110476	Chin Control, Allround Joystick, R-Net Bus Enabled OMNI2 Module Not Required, Obligated To Have Master R-Net Module	XXX,-
QEP110477	Chin Control, Allround Joystick Light, R-Net Bus Enabled Only Use With Default Joystick Knob Or Joystick Knob, Allround, Ball Ø 48 mm OMNI2 Module Not Required, Obligated To Have Master R-Net Module	XXX,-

**Proportional Input Devices, Price Inclusive OMNI2 Module And Traction Control System (GYRO Technology)**

Choose OMNI2 mount and input device in sections below, and choose switches in section F.

QEP110070	Chin Control, Switch-It MicroGuide	XXX,-
QEP110071	Chin Control, Switch-It MicroPilot	XXX,-
QEP110072	Chin Control, Switch-It VersaGuide	XXX,-
QEP110073	Chin Control, Switch-It VersaGuide EZ Not With QEP090512 Joystick Knob, Stick, 80 x 15 mm, QEP090511 Joystick Knob, Mushroom, Ø 45mm, QEP090506 Joystick Knob, T-Bar, 82 mm Wide	XXX,-
QEP110074	Chin Control, Allround Joystick	XXX,-
QEP110075	Chin Control, Allround Joystick Light Only Use With Default Joystick Knob Or Joystick Knob, Allround, Ball Ø 48 mm	XXX,-

**Chin Control Mounting** 

€

QEP110480	Chin Control Mounting, Link-It To Chin Harness, Small If You Need Switches Mounted On The Harness, You Can Only Use Allround Joystick	XXX,-
QEP110481	Chin Control Mounting, Link-It To Chin Harness, Large If You Need Switches Mounted On The Harness, You Can Only Use Allround Joystick	XXX,-
QEP110483	Chin Control Mounting, Link-It To Manual Chin Boom, Backrest Mount, Right	XXX,-
QEP110484	Chin Control Mounting, Link-It To Manual Chin Boom, Backrest Mount, Left	XXX,-
QEP110485	Chin Control Mounting, Link-It To Power Chin Boom, Backrest Mount, Right	XXX,-
QEP110486	Chin Control Mounting, Link-It To Power Chin Boom, Backrest Mount, Left	XXX,-
QEP110487	Chin Control Mounting, Link-It To Headrest, Swing Away, Left	XXX,-
QEP110488	Chin Control Mounting, Link-It To Headrest, Swing Away, Right	XXX,-

**Link-It Extension Kit**

QEP110590	Link-It Extension Kit, Base Module, 100 mm Extension Tube, 5 Cable Clips	XXX,-
QEP110591	Link-It Extension Kit, Base Module, 150 mm Extension Tube, 5 Cable Clips	XXX,-

**Sip 'N Puff** For Switch Selection See Section F

€

QEP110510	Sip 'N Puff With Link-It Hardware, Swing Away Mount To The Headrest	XXX,-
-----------	---	-------

**Sip 'N Puff, Price Inclusive OMNI2 Module And Traction Control System (GYRO Technology)**

Choose Omni2 mount and input device in sections below, and choose switches in section F.

QEP110076	Sip 'N Puff With Link-It Hardware, Swing Away Mount To The Headrest	XXX,-
-----------	---	-------

**munevo DRIVE (Wheelchair Control via Head Movement Based on Smartglasses Input Device)** 

Price inclusive OMNI2 Module and Dual Control. Emergency switch attached to shroud with Velcro. Available for DE market only. Choose OMNI2 and dual mounting location.

€

QEP110189	munevo DRIVE Set	XXX,-
-----------	------------------	-------

**Software Upgrades (Optional)**

QEP110190	Software Upgrade For The Control Of End Devices (Android)	XXX,-
QEP110199	Software Upgrade For Controlling End Devices (PC, Mac, iOS, Linux)	XXX,-
QEP110200	Option For The Control Of Additional End Devices	XXX,-
QEP110203	Software Upgrade For Environment Control Via Infrared (TV)	XXX,-

**Accessories (Optional)**

QEP090187	Glasses Frame, Colour Brown (For Own Prescription Lenses)	XXX,-
QEP090188	Glasses Frame, Colour Grey (For Own Prescription Lenses)	XXX,-

**F – Switches**  Select 1 Switch And Mounting Position Accordingly. For A Second Switch Please Use #2 Switch Selection Part. Single Function For Special Input Devices. If You Need Switches Mounted On The Harness, You Can Only Use Allround Joystick

€

**#1 Switch Selection**

QEP110611	#1 Single Switch, Ø 64 mm, Black	XXX,-
QEP110612	#1 Single Switch, Ø 64 mm, Red	XXX,-
QEP110613	#1 Single Switch, Ø 64 mm, Green	XXX,-
QEP110523	#1 Egg Switch – Black	XXX,-
QEP110524	#1 MicroLite Switch – Black	XXX,-
QEP110651	#1 Single Switch, Ø 30 mm, Black	XXX,-

QEP110654	#1 Single Switch, Ø 30 mm, Blue	XXX,-
QEP110653	#1 Single Switch, Ø 30 mm, Green	XXX,-
QEP110652	#1 Single Switch, Ø 30 mm, Red	XXX,-
QEP110655	#1 Single Switch, Ø 30 mm, Yellow	XXX,-
QEP110534	#1 Twister Switch – Black	XXX,-
QEP110535	#1 Twister Switch – Green	XXX,-
QEP110536	#1 Twister Switch – Red	XXX,-

**#1 Switch Mounting**

QEP110560	#1 Switch Mounting, Link-It To The Hand Control Not With HD Allround Joystick Or Space Disk Mount	XXX,-
QEP110566	#1 Switch Mounting, Link-It To The Armrest (Opposite Side As The Hand Control) Armrest Rail Mount	XXX,-
QEP110561	#1 Switch Mounting, Link-It To The Headrest	XXX,-
QEP110563	#1 Switch Mounting, Link-It To The Seat Rail Operated By Knee, If Two Switches Selected, One Mounted On The Right Side, One On The Left	XXX,-
QEP110565	#1 Switch Mounting, Link-It To Chin Boom No Left / Right Switch Selection Required	XXX,-
QEP110569	#1 Omit Switch Mounting Switches Attached Loose	XXX,-

**#1 Switch Mounting Location**

QEP110572	#1 Switch Mounting Location, Right	XXX,-
QEP110571	#1 Switch Mounting Location, Left	XXX,-

**#1 Satellite Switches** Only for Allround Joystick, maximum 2 selectable

QEP110537	#1 Satellite Switch – Black	XXX,-
QEP110538	#1 Satellite Switch – Green	XXX,-
QEP110539	#1 Satellite Switch – Red	XXX,-

**#2 Switch Selection**

QEP110631	#2 Single Switch, Ø 64 mm, Black	XXX,-
QEP110632	#2 Single Switch, Ø 64 mm, Red	XXX,-
QEP110633	#2 Single Switch, Ø 64 mm, Green	XXX,-
QEP110088	#2 Egg Switch – Black	XXX,-
QEP110089	#2 MicroLite Switch – Black	XXX,-
QEP110671	#2 Single Switch, Ø 30 mm, Black	XXX,-
QEP110674	#2 Single Switch, Ø 30 mm, Blue	XXX,-
QEP110673	#2 Single Switch, Ø 30 mm, Green	XXX,-
QEP110672	#2 Single Switch, Ø 30 mm, Red	XXX,-
QEP110675	#2 Single Switch, Ø 30 mm, Yellow	XXX,-
QEP110095	#2 Twister Switch – Black	XXX,-
QEP110096	#2 Twister Switch – Green	XXX,-
QEP110097	#2 Twister Switch – Red	XXX,-

**#2 Switch Mounting**

QEP110098	#2 Switch Mounting, Link-It To The Hand Control Not With HD Allround Joystick Or Space Disk Mount	XXX,-
QEP110099	#2 Switch Mounting, Link-It To The Armrest (Opposite Site As The Hand Control) Armrest Rail Mount	XXX,-
QEP110100	#2 Switch Mounting, Link-It To The Headrest	XXX,-
QEP110104	#2 Switch Mounting, Link-It To The Seat Rail Knee, If 2 Switches Selected Only Left And Right Mount	XXX,-
QEP110105	#2 Switch Mounting, Link-It To Chin Boom No Left / Right Switch Selection Required	XXX,-
QEP110106	#2 Omit Switch Mounting Switches Attached Loose	XXX,-

**#2 Switch Mounting Location**

QEP110108	#2 Switch Mounting Location, Right	XXX,-
QEP110107	#2 Switch Mounting Location, Left	XXX,-

**#2 Satellite Switches** Only for Allround Joystick, maximum 2 selectable

QEP110111	#2 Satellite Switch – Black	XXX,-
QEP110112	#2 Satellite Switch – Green	XXX,-
QEP110113	#2 Satellite Switch – Red	XXX,-

**Multi-Function Switches** Used in combination with Assignable Button programming.

QEP110550	Mini 2 Button (Stereo Plug) Attached Loose, When Ordered. No Link-It Fixation Possible	XXX,-
QEP110551	Mini 2 Button (Dual Mono Plug) Attached Loose, When Ordered. No Link-It Fixation Possible	XXX,-
QEP110552	Mini 4 Button InLine (DB9 Connector) Attached Loose, When Ordered. No Link-It Fixation Possible	XXX,-
QEP110554	4-Way Toggle Switched Joystick	XXX,-

**Accessories**

QEP110580	Mono Extension Cable (3.5 mm Jack Socket) (2 m)	XXX,-
QEP110581	Stereo Extension Cable (3.5 mm Jack Socket) (2 m)	XXX,-
QEP110582	Extension Cable DB9 (1 m)	XXX,-
QEP110583	Y-Cable, 2 Female Mono To 1 Male Stereo	XXX,-

**Safety Devices** 

€

QEP090147	Remote Stop Switch (30 m Activation Range, Fit Via OBC Port)	XXX,-
-----------	--	-------



Drive Wheels & Castor Wheels & Mudguards & Kerb Climber

◀ BACK



// QEP070032




// QEP070034



// QEP080206



// QEP080211



// QEP010007



// QEP010008

LED Lights & Indicators

◀ BACK



// QEP110201



// QEP110202

Chargers

◀ BACK



// QEP160101



// QEP160104

Power Seating Options

◀ BACK



// QEP130006

**SEDEO PRO, JAY Syncra Backs & JAY Laterals**

◀ **BACK**



// QEP030116



// QEP030117



// JAY Syncra



// JAY090014-21



// JAY090028



// JAY090111

**JAY J3 Back**

◀ **BACK**



150 mm



// JAY030042



150 mm / 180 mm



// JAY030014/21/27

Seat Width in mm	Mid Deep Contour JAY030042	Deep Contour JAY030014/21/27
	Maximum User Trunk Width in mm	
360	280	280
410	330	330
460	380	380
510	430	430

JAY J3 Back, Spine Align Fit Kit & Positioning Boxes

◀ BACK



// JAY090032-JAY090034



// JAY090035



// JAY090036

JAY J3 Back, Chest Strap

◀ BACK



// JAY090040 - JAY090042

Headrest Pads & Headrest Mounts & Push Handle

◀ BACK



// QEP030430 & QEP030431



// QEP030432



// WHT030401-WH030403



// WHT030404-WHT030406



// QEP030433 /34



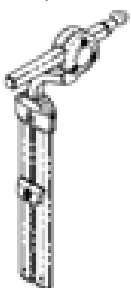
// WHT030407



// WHT030408



// WHT030409



// WHT030410



// WHT030411

**SEDEO & JAY Syncra Seat Cushions**

[← BACK](#)



// QEP020073



// QEP020076



// JAY020030



// JAY020031

**Armrest Types & Arm Pads**

[← BACK](#)



// QEP040070



// QEP040203 & QEP40204



// QEP040031 & QEP040032

**Power Centre Mount Legrest**

[← BACK](#)



// QEP050071

**Positioning Supports & Accessories**

[← BACK](#)



// QEP090047- QEP090048



// QEP090110/18



// QEP090172



// QEP090173



// QEP090174

Remote Joystick – R-Net & Joystick Mounting

◀ BACK



// QEP110017



// QEP110013



// QEP110018



// QEP110056

Joystick Knobs

◀ BACK



// QEP090505



// QEP090045



// QEP090507



// QEP090508



// QEP090509



// QEP090512



// QEP090511



// QEP090506

Electronic Programmers – R-Net

◀ BACK



// QEP090066



// QEP090064



// QEP090176

Power Modules – Seating / Lighting Module Control – R-Net

◀ BACK



// QEP110004



// QEP110033



// QEP110003



// QEP110031

**Attendant Controls & Table Tops Controls**

◀ **BACK**



// QEP110021



// QEP110143

**#1 Ctrl+5 Switch Box Options & #2 Ctrl+5 Switch Box Options**

◀ **BACK**



// QEP110175



// QEP110176

**OMNI2 Input Control Module**

◀ **BACK**



// QEP110117

**Hand Control**

◀ **BACK**



// QEP110301



// QEP110302



// QEP110304 // QEP110305



// QEP110306 - QEP110309



// QEP110307 - QEP110310



// QEP110308 - QEP110311

## Hand Control Mounting Platform

◀ BACK



// QEP110342 - QEP110353  
// QEP110362

## Head Control

◀ BACK



// QEP110370 - QEP110371

## Chin Control

◀ BACK



// QEP110470



// QEP110471



// QEP110472 - QEP110473



// QEP110474 - QEP110476



// QEP110475 - QEP110477

**Chin Control Mounting**

◀ **BACK**



// QEP110480 - QEP110481  
// QEP110470 - QEP110471



// QEP110483 - QEP110484



// QEP110483 - QEP110484



// QEP110485 - QEP110486



// QEP110485 - QEP110474  
// QEP110526 - QEP110529  
// QEP110561 - QEP110572  
// QEP110571



// QEP110487 - QEP110471



// QEP110487 - QEP110474

**munevo DRIVE**

◀ **BACK**



// QEP110189

**Switches**

◀ **BACK**



// QEP110611 - QEP110613  
// QEP110631 - QEP110633



// QEP110523 - QEP110088



// QEP110524 - QEP110089



// QEP110651 - QEP110655  
// QEP110671 - QEP110675



Switches

◀ BACK



// QEP110534 - QEP110536  
// QEP110095 - QEP110097



// QEP110560 - QEP110098



// QEP110566 - QEP110099



// QEP110561 - QEP110100



// QEP110563 - QEP110104



// QEP110565 - QEP110105



// QEP110537 - QEP110539  
// QEP110111 - QEP110113



// QEP110550 - QEP110551

Saves Devices

◀ BACK



// QEP090147

◀ BACK

## Comments For Adaption



## Q700 M/ / Q700 F with SEDEO PRO ADVANCED

€

<b>Base Price</b>	<b>00,000.00</b>
Total Of Additional Equipment	
Packaging And Transport	
Exclusive VAT	
VAT	
<b>Total Price</b>	

Date

Signature

Day      Month      Year

**Sunrise Medical GmbH**

Kahlbachring 2-4  
 D-69254 Malsch/HD  
 Phone: +49 (0) 72 53 / 9 80-0  
 Fax: +49 (0) 72 53 / 9 80-222  
 E-Mail: [export@sunrisemedical.de](mailto:export@sunrisemedical.de)  
[www.SunriseMedical.eu](http://www.SunriseMedical.eu)