

Order form

Nafn:

Pjálfari

Tengiliður hjá Fastus

Dagsetning

EU

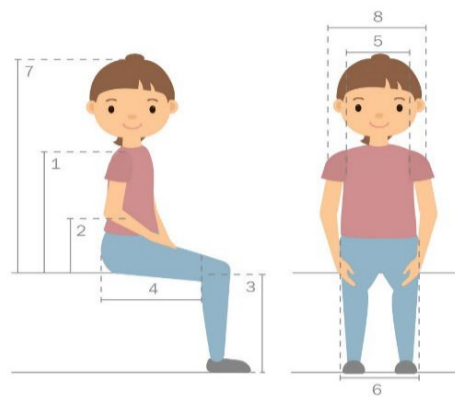
Valid from:

01 January 2025

Accessories

- Abduction and adduction
- Attachments for medical devices
- Bags and baskets
- Brakes
- Cushions and covers
- Fixations and brackets
- Handles and push braces
- Head supports
- Leg and foot supports
- Mounting kits
- Outdoor use
- Postural supports
- Storage and transportation
- Trays and activity centres
- Vest, belts and straps

Measurements



No.	Type	Measurement
1	Back height	
2	Arm height	
3	Lower leg length	
4	Seat depth	
5	Chest width	
6	Seat width	
7	Height from seat to top of head	
8	Shoulder width	

Athugasemdir

Standard product includes

- Frame
- Quick release on wheels
- Directional locks on wheels
- Curb tipper

Visit product page



Chilla w. central brake



Chilla w. suspension



Chilla w. suspension and running brake
















R82 Chilla



EU

Valid from: 01 January 2025

Measurements

		1 Normal	1 Suspension	2 Normal	2 Suspension
	Effective seat width	330 mm	330 mm	380 mm	380 mm
	Effective seat depth	180–340 mm	180–340 mm	240–420 mm	240–420 mm
	Backrest height with head support plate	505–665 mm	505–665 mm	620–810 mm	620–810 mm
	Backrest height without head support plate	365–525 mm	365–525 mm	420–610 mm	420–610 mm
	Seat surface height at front edge	450 mm	450 mm	450 mm	450 mm
	Max. load	43 kg	43 kg	60 kg	60 kg
	Max user mass in transportation	35 kg	35 kg	50 kg	50 kg
	Max user mass in transportation	35 kg	35 kg	50 kg	50 kg
	Overall height to pushbrace	1200 mm	1200 mm	1200 mm	1200 mm
	Length	730 mm	760 mm	730 mm	760 mm
	Overall width	600 mm	620 mm	660 mm	680 mm
	Folded length	1035 mm	1035 mm	1035 mm	1035 mm
	Folded height	380 mm	380 mm	380 mm	380 mm
	Mass device	9,2 kg	9,7 kg	9,5 kg	10 kg
	Mass device	5,3 kg	5,3 kg	6,3 kg	6,3 kg

*Further measurements can be found online

EU

Valid from:

01 January 2025

Configuration key Chilla

Seat

Size 1
Size 2

881012
881022

Frame

Size

Size 1 for seat size 1
Size 2 for seat size 2

8811 X 1 X X 0

1
2

Wheels

Solid wheels, 7"/12"
Air wheels, 7"/12"

1
2

Suspension and brakes

No suspension
Suspension on rear wheels
Adjustable suspension on rear wheels and running brakes

0
1
2

addsti3

Complete article no.


EU

Valid from:

01 January 2025

Accessories

Abduction and adduction




Outer knee support, incl. cover, set

for size 1 and 2
for size 1 and 2

Size 1
Size 2

881043-1
881043-2



Pommel with quick release, incl. cover

For size 1 and 2
For size 1 and 2

W: 60, L: 116, H: 190
W: 60, L: 160, H: 190

Size 1
Size 2

881044-1
881044-2

Attachments for medical devices



Medical tray

One size

881095



Oxygen bottle holder

One size

881096



IV pole

One size

881097

Bags and baskets



Backpack - for mounting on seat

For size 1
For size 2

Size 1
Size 2

88043184-1
88043184-2



Shopping basket

One size

881092

Brakes



Retrofitting kit for brakes*

**for frames with suspension*

One size

881020

Cushions and covers



Back cushion

For size 1

pink
blue
red
grey

Size 1
Size 1
Size 1
Size 1

881111-10
881111-40
881111-50
881111-60

For size 2

blue
red
grey

Size 2
Size 2
Size 2

881121-40
881121-50
881121-60



Seat cushion

For size 1

pink
blue
red
grey

Size 1
Size 1
Size 1
Size 1















881211-10
881211-40
881211-50
881211-60















For size 2



blue
red
grey

Size 2
Size 2
Size 2

881221-40
881221-50
881221-60

EU		Valid from:		01 January 2024	
	Infant cushion*				
	Pink	One size	881001-10	<input type="checkbox"/>	
	Light blue	One size	881001-20	<input type="checkbox"/>	
	Black	One size	881001-80	<input type="checkbox"/>	
	*only for size 1				
	Cover for back sides, set				
	For size 1	Size 1	881111	<input type="checkbox"/>	
	For size 2	Size 2	881112	<input type="checkbox"/>	
Cushions and covers with mesh					
	Back cushions, mesh				
	For size 1	blue	Size 1	881112-45	<input type="checkbox"/>
		red	Size 1	881112-55	<input type="checkbox"/>
		grey	Size 1	881112-65	<input type="checkbox"/>
	For size 2	blue	Size 2	881122-45	<input type="checkbox"/>
		red	Size 2	881122-55	<input type="checkbox"/>
grey		Size 2	881122-65	<input type="checkbox"/>	
	Seat cushions, mesh				
	For size 1	blue	Size 1	881212-45	<input type="checkbox"/>
		red	Size 1	881212-55	<input type="checkbox"/>
		grey	Size 1	881212-65	<input type="checkbox"/>
	For size 2	blue	Size 2	881222-45	<input type="checkbox"/>
		red	Size 2	881222-55	<input type="checkbox"/>
grey		Size 2	881222-65	<input type="checkbox"/>	
Fixations and brackets					
	Bracket for communication aid		One size	881099	<input type="checkbox"/>
Handles and push braces					
	Grip bar, incl. cover*				
	For size 1	Size 1	881070-1	<input type="checkbox"/>	
	For size 2	Size 2	881070-2	<input type="checkbox"/>	
	*Requires outer knee support or attachment for gripbar and tray				
	Attachment for grip bar and tray*		One size	881060	<input type="checkbox"/>
	*Used when the seat is used without outer knee supports				
Head supports					
	Head support cushion	W: 290 x H: 130	Size 1	874082-1	<input type="checkbox"/>
		W: 310 x H: 140	Size 2	874082-2	<input type="checkbox"/>
	Two-parted head support		One size	874083	<input type="checkbox"/>
	Sculpted head support	W: 240 x H: 120	Size 1	874084-1	<input type="checkbox"/>
		W: 280 x H: 150	Size 2	874084-2	<input type="checkbox"/>
	Anatomic head support, incl. holder for Chilla		Small	874085-1	<input type="checkbox"/>
			Medium	874085-2	<input type="checkbox"/>
	Curved head support, incl. holder for Chilla		Size 1	874086	<input type="checkbox"/>
	Anatomic head support, standard, medium rod, black wipeable*		Small	9923012-80	<input type="checkbox"/>
		*requires brakel for head support on turtle neck			
	Anatomic head support, standard, medium rod, black*		Medium	9945012-80	<input type="checkbox"/>
	*requires brakel for head support on turtle neck				


EU		Valid from:		01 January 2024	
	Curved head support, standard, medium rod, black* B: 180, x H:130 <i>*requires braket for head support on turtle neck</i>	Small	9921012-80	<input type="checkbox"/>	
	Bracket for head support on turtle neck	One size	881098	<input type="checkbox"/>	
Leg and foot supports					
	Rod for foot support	L: 190mm	Size 1	881050-1	<input type="checkbox"/>
		L: 280mm	Size 2	881050-2	
	Foot support with edge	Short holder		881055	<input type="checkbox"/>
		Long holder		881056	
	Foot plate, model Wombat	W: 310, D: 190	Size 1	95145-1	<input type="checkbox"/>
	Foot plate, model Wombat*	W: 360, D: 230	Size 2	95145-2	<input type="checkbox"/>
		W: 410, D: 240	Size 3	95145-3	
<i>*with mounting fitting of 100mm</i>					
Mounting kits					
	Adapter for seat mounting*	For frame size 2	One size	881091	<input type="checkbox"/>
<i>*For mounting x;panda shape infant and size 1, x;panda size 1, size 2S and size 2M</i>					
Outdoor use					
	Canopy, standard	For size 1	Size 1	881080-10	<input type="checkbox"/>
		For size 2	Size 2	881080-20	
	Canopy, premium	For size 1	Size 1	881080-30	<input type="checkbox"/>
		For size 2	Size 2	881080-40	
	Rain cover*	For size 1	Size 1	881093-1	<input type="checkbox"/>
		For size 2	Size 2	881093-2	
<i>*Canopy is needed for mounting</i>					
Postural support					
	Wedge for seat pit		One size	8720405	<input type="checkbox"/>
	Hip supports, fixed		Size 1	881023-1	<input type="checkbox"/>
			Size 2	881023-2	
	Hip supports, multi adjustable		Size 1	881033-1	<input type="checkbox"/>
			Size 2	881033-2	
	Side supports	100mm x 100mm	Size 1	881030-1	<input type="checkbox"/>
		135mm x 135mm	Size 2	881030-2	
		150mm x 150mm	Size 3	881030-3	

EU		Valid from:		01 January 2025
Storage and transportation				
	Transport fitting For size 1 and 2	One size	881090	<input type="checkbox"/>
	Transport fitting for adapter* *Can only be used with adaptor for seat mounting item no. 881091	One size	881089	<input type="checkbox"/>
Trays and activity centres				
	Tray, model Chilla *Requires outer knee support or attachment for gripbar and tray	One size	881071	<input type="checkbox"/>

EU

Valid from: 01 January 2025

R82 Vests, belts and straps



Accessories

Trunk support



Cross vest

S-P: 200-315	Size XS	85720-XS	<input type="checkbox"/>
S-P: 260-345	Size S	85720-S	<input type="checkbox"/>
S-P: 345-450	Size M	85720-M	<input type="checkbox"/>
S-P: 450-530	Size L	85720-L	<input type="checkbox"/>
S-P: 530-620	Size XL	85720-XL	<input type="checkbox"/>



Torso vest

S-P: 200-270	Size XS	85705-XS	<input type="checkbox"/>
S-P: 200-271	Size S	85705-S	<input type="checkbox"/>
S-P: 200-272	Size M	85705-M	<input type="checkbox"/>
S-P: 200-273	Size L	85705-L	<input type="checkbox"/>
S-P: 200-274	Size XL	85705-XL	<input type="checkbox"/>
S-P: 200-275	Size XXL	85705-XXL	<input type="checkbox"/>



Cross vest, net

Size 0	89625-040	<input type="checkbox"/>
Size 1	89625-140	<input type="checkbox"/>
Size 2	89625-240	<input type="checkbox"/>
Size 3	89625-340	<input type="checkbox"/>
Size 4	89625-440	<input type="checkbox"/>



Vest

Size 0	89111-060	<input type="checkbox"/>
Size ¾	89111-07560	<input type="checkbox"/>
Size 1	89111-160	<input type="checkbox"/>
Size 2	89111-260	<input type="checkbox"/>
Size 3	89111-360	<input type="checkbox"/>
Size 4	89111-460	<input type="checkbox"/>



Vest, net

Size 0	89111-040	<input type="checkbox"/>
--------	-----------	--------------------------



Size ¾	89111-07540	<input type="checkbox"/>
Size 1	89111-140	<input type="checkbox"/>
Size 2	89111-240	<input type="checkbox"/>
Size 3	89111-340	<input type="checkbox"/>
Size 4	89111-440	<input type="checkbox"/>



Chest belt, upholstered

Size 1	85428-1	<input type="checkbox"/>
Size 2	85428-2	<input type="checkbox"/>
Size 3	85428-3	<input type="checkbox"/>
Size 4	85428-4	<input type="checkbox"/>



Sternum belt

Size 0	85430-0	<input type="checkbox"/>
Size 1	85430-1	<input type="checkbox"/>
Size 2	85430-2	<input type="checkbox"/>

H-belt

One piece strap
Two piece strap

One size	89663-4P	<input type="checkbox"/>
One size	85105	<input type="checkbox"/>



Shoulder straps

One size	89663-H	<input type="checkbox"/>
----------	---------	--------------------------

Hip/pelvis



Pelvis belt

H-H: 160-200	Size XS	85735-XS	<input type="checkbox"/>
H-H: 200-240	Size S	85735-S	<input type="checkbox"/>
H-H: 240 - 280	Size M	85735-M	<input type="checkbox"/>



Y-hip belt

H-H: 170-320	Size XS	85725-XS	<input type="checkbox"/>
H-H: 210-350	Size S	85725-S	<input type="checkbox"/>
H-H: 250-410	Size M	85725-M	<input type="checkbox"/>
H-H: 320-440	Size L	85725-L	<input type="checkbox"/>
H-H: 410-520	Size XL	85725-XL	<input type="checkbox"/>



Upholstered hip belt

25 mm end girth
40 mm end girth

Size 1	85424-1	<input type="checkbox"/>
Size 2	85424-2	<input type="checkbox"/>



Y-hip belt, upholstered, 40 mm end girth

Size 3	85427-340	<input type="checkbox"/>
Size 4	85427-440	<input type="checkbox"/>



Trochanter Y-hip belt, upholstered, D-ring out

Size XS	85427-TXS	<input type="checkbox"/>
Size S	85427-TS	<input type="checkbox"/>
Size M	85427-TM	<input type="checkbox"/>
Size L	85427-TL	<input type="checkbox"/>
Size XL	85427-TXL	<input type="checkbox"/>



Pelvis harness

Size 0	89108-0	<input type="checkbox"/>
Size 1	89108-1	<input type="checkbox"/>
Size 2	89108-2	<input type="checkbox"/>
Size 3	89108-3	<input type="checkbox"/>













Combination harness

Size 1	89114-127	<input type="checkbox"/>
Size 2	89114-227	<input type="checkbox"/>



Neoprene hip belt, 25 mm end girth

Size 1	85423-1	<input type="checkbox"/>
Size 2	85423-2	<input type="checkbox"/>

			Size 3	85423-3	<input type="checkbox"/>
	Belt with snap lock		Size 2	89101-2	<input type="checkbox"/>
			Size 3	89101-3	<input type="checkbox"/>
			Size 4	89101-4	<input type="checkbox"/>
	Belt with side release buckle		Size 2	89101-2P	<input type="checkbox"/>
			Size 3	89101-3P	<input type="checkbox"/>
	Lap/chest strap		One size	89661-4	<input type="checkbox"/>
			One size	89661-4P	<input type="checkbox"/>
	Thorax/pelvis strap - one-piece		One size	85100	<input type="checkbox"/>
Foot					
	Ankle straps	C: 160-230	Size XS	85745-XS	<input type="checkbox"/>
		C: 230-310	Size M	85745-M	<input type="checkbox"/>
		C: 290-380	Size XL	85745-XL	<input type="checkbox"/>
	Neoprene sandals, set		Size S	85696-1	<input type="checkbox"/>
			Size M	85696-2	<input type="checkbox"/>
	Foot straps, set		One size	85096	<input type="checkbox"/>
			One size	85102	<input type="checkbox"/>
Hand					
	Hand wrist cuff		Size 1	85425-1	<input type="checkbox"/>
			Size 2	85425-2	<input type="checkbox"/>
			Size 3	85425-3	<input type="checkbox"/>
			Size 4	85425-4	<input type="checkbox"/>
Outdoor					
	Thermo bag, black		Size small	87460-170	<input type="checkbox"/>
			Size medium	87460-270	<input type="checkbox"/>
			Size large	87460-370	<input type="checkbox"/>
			Size x-large	87460-460	<input type="checkbox"/>
			Size xx-large	87460-560	<input type="checkbox"/>
	Rain cape with hood		Size 4	87465-410	<input type="checkbox"/>
			Size 5	87465-510	<input type="checkbox"/>
	Belt for transportation		Size 1	85429-1	<input type="checkbox"/>
			Size 2	85429-2	<input type="checkbox"/>
			Size 3	85429-3	<input type="checkbox"/>

